

Oct 28, 2009

FRUSTRATE SKEPTICS' PEER REVIEW BIDS: MISSION ACCOMPLISHED

FROM "How to Manufacture a Climate Consensus" by Patrick J. Michaels: **"People who didn't toe Messrs. Wigley, Mann and Jones's line began to experience increasing difficulty in publishing their results. This happened to me [Patrick J. Michaels] and to the University of Alabama's Roy Spencer, who also hypothesized that global warming is likely to be modest. Others surely stopped trying, tiring of summary rejections of good work by editors scared of the mob."** [79]

FROM "More evidence of gatekeeping" by Bishop Hill: **"It is exactly as we feared. If [Arthur Rorsch] were to submit an article from a friendly colleague who wanted to publish in a scientific journal, we would always get a rejection, without proper argumentation. I was not the only Dutch researcher that happened to. Climate skeptics everywhere ran into brick walls."** [85]

JONES: **"You are probably aware of this, but the journal Sanja edits [Energy & Environment] is at the very bottom of almost all climate scientists lists of journals to read. It is the journal of choice of climate change skeptics and even here they don't seem to be bothering with journals at all recently."** [1256765544.txt]

H. MANN, SALINGER, SCHMIDT, and is for reviewers the *Journal of Geophysical Research*. They recommend colleagues who follow the journal's rules (actually quoted in the e-mail Jul.2006).

widegeable in your area and could give an list colleagues who are close to you (this requires name, email, and institution).'

vince Livermore
J Washington ...
Cal State Univ
xxx.xxx> NCDC"

so much to do. Tom Wigley is semi retired and guests from JGR. We have Ben Santer in I'd go for one of Tom Peterson or Dave the Australian and one in Europe. So Neville the sorts of things to say - about our it any prompting." [1249503274.txt]

TO BE TRUSTED; EVEN PEER REVIEWED PUBLISHED IN "DISCREDITED" JOURNAL

MES): "[M]ore likely he [McIntyre] won't submit it if it does get his criticism 'published' it will be in some journal 'Energy and Environment.'" "A minimal sufficient condition for taking a scientific paper as passed through the legitimate scientific peer review system is that the paper is published in a journal which as McIntyre who operate almost all the time in the system are not to be trusted."

YAMAL ISSUE BREAKS, WIGLEY ADMITS BRIFFA IS GOING TO HAVE HIS WAY OUT OF IT.

Yamal issue breaks, WIGLEY admits BRIFFA is going to have his way out of it. **McIntyre plot that compares Yamal-12 with Yamal-air And does seem to have got himself into a mess."** "[H]ow does it seem to have got himself into a mess."

Oct 12, 2009

TRENBERTH: WHERE THE HECK IS GLOBAL WARMING?

TRENBERTH discusses the BBC's October 9 article, and not only confirms warming has stopped for 10-12 years [see JONES 5 Jul.2005] and (KELLY 26 OCT.2008)], but that this was not predicted by any of the models. His explanation for the failure: The data are wrong:

TRENBERTH: **"Well I have my own article on where the heck is global warming? We are asking that here in Boulder where we have broken records below 30F and the normal is 69F, and it smashed the previous records for these days by 10F.... This is January [winter] weather [in early autumn]."**

"The fact is that we can't account for the lack of warming at the moment and it is a travesty that we can't. The CERES data ... shows there should be even more warming, but the data are surely wrong. Our observing system is inadequate." [1255352257.txt]

This is the kind of bankrupt logic and blind faith we now see masquerading as rational science.

Are we to believe that temperature data collected by 30-year old instruments in the 1980s, upon which the Anthropogenic Global Warming enterprise was based, is more reliable than that collected by billions of dollars worth of new land, oceanic, air and space instruments (i.e. the "observing system") because their data does not show warming? Are we to believe that after decades of technological advancement, our temperature readings now are less reliable than those of yore?

Alternatively, and more likely, the entire CO2/man-made global warming, or AGW, theory is wrong. Science has a rule: "if the theory doesn't fit the data, get another theory!"



the apparent 'selection' of the less well-replicated at the later (better replicated) chronology. Perhaps these clearly and concisely — but I am not sure Keith [Briffa] is able to do the issue and probably quite pissed off [sc].

h-holding data is still a hot potato, one that affects both Mann). Yes, there are reasons — but many "good" scientists appear here. The trouble here is that with-holding data looks like hiding means (in some eyes) that it is bogus science that is being hidden.

re-very, very careful in how he handles this. I'd be willing to check over it." [1254756944.txt]

27, 2009

ANN ON YAMAL: IT ISN'T ABOUT TRUTH

ANN to JONES: "As we all know, this isn't about truth at all, it's about plausibly deniable variations." [1256733067.txt]

UTURE DATA IS BETTER THAN THE NASA GISS DATA

by he believes UK's CRU temperature record and data are more S GISS record at NASA.

withthat.com: "Many of [JONES'] points about problems with the NASA sd here on WUWT and at Climate Audit." "Here's the thing, we've seen the erature series in the code already. If Dr. Jones is aware of those problems, and ell them, wow, just how bad is GISS?" [30] (Also see [50])

.. not just because it doesn't use back data. They also impose some hich is based on population/light lights which I don't think is very good. Their s out. Placing all three together for land only though they look similar at es have less year-to-year variability - when I last looked." [1254850534.txt]

RE FOI REQUESTS FROM MCINTYRE S 2 MONTHS AGO

g, the FOI person said we had to abide by the sessions - one at a screen, to convince SA [climateaudit.org] was all about. Once 'McIntyre] we were dealing with, everyone at nmental Sciences school - the head of y supportive. I've got to know the FOI rian - who deals with appeals...

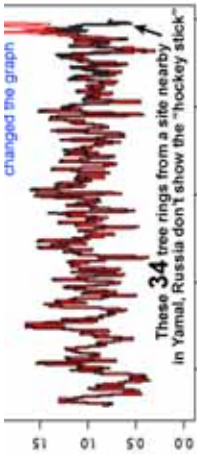
led to a Data Protection Act request sent by a e-mail maligned his scientific credibility with his im. About 2 months ago I deleted loads ing at all." [1228330629.txt]

TO IPCC AR4

ISS MANN to delete e-mails ad CASPAR are to do the east of May 5, 2008 and 8.

may have had with Keith re nment - minor family crisis. ie same? I don't have his new , likewise."

new email is:



Sep 26, 2009

MCINTYRE EXPOSES BRIFFA'S YAMAL

After trying for 3 years, MCINTYRE finally obtains, by luck, the Yamal tree ring measurement data used by BRIFFA (see [BRIFFA 2000]). [45] He discovers BRIFFA only used 12 cores. Furthermore, he finds that only one freak tree of the 12 created the hockey stick! If that tree is removed from the equation, the hockey stick disappears, and when a larger sample is used -- the 34 cores in the Schweingruber Yamal dataset -- the result is cooling, as shown in the graph. [26]

Dec 10, 2008

JONES: I'M NOT TO DELETE E-MAILS: FOI COMMISSIONER: FOI DOESN'T APPLY TO IPCC

JONES: "Haven't got a reply from the FOI person here at UEA. So I'm not entirely confident the numbers are correct. One way of checking would be to look on CA, but I'm not doing that. I did get an email from the FOI person here early yesterday to tell me I shouldn't be deleting emails unless this was 'normal' deleting to keep emails manageable! McIntyre hasn't paid his £10, so nothing looks likely to happen re his Data Protection Act email. Anyway requests have been of three types - observational data, paleo dat and who made IPCC changes and why. Keith has got all the latter - and there have been at least 4. We made Susan aware of these - all came fro David Holland. According to the FOI Commissioner's Office, IPCC is a international organization, so is above any national FOI. Even if UEA hold anything about IPCC, we are not obliged to pass it on, unless it has anything to do with our core business - and it doesn't!" [1228922050.txt]

Nov 8, 2009

"GLOBAL WARMING ATE MY DATA"

Faced with pressure to release data, the CRU Web site claims CRU no longer has the original, only its "value-added version" [29], evoking scorn.

"The world's source for global temperature record admits it's lost or destroyed all the original data that would allow a third party to construct a global temperature record. The destruction (or loss) of the data comes at a convenient time for the Climatic Research Unit (CRU) in East Anglia - permitting it to snub FOIA requests to see the data.

"The CRU has refused to release the raw weather station data and its processing methods for inspection - except to hand-picked academics - for several years. Instead, it releases a processed version, in gridded form. NASA maintains its own (GISSTEMP), but the CRU Global Climate Dataset, is the most cited surface temperature record by the UN IPCC. So any errors in CRU cascade around the world, and become part of the science." [28]

Aug 20, 2009

JONES, UK CLIMATE INSTITUTIONS COORDINATING RESISTANCE TO FOI REQUESTS USING EXCEPTIONS ADVISED BY INFORMATION COMMISSIONER

JONES, Keith/I'm still getting FOI requests as well as MOHC and Reading. All our FOI officers have been in discussions and are now using the same exceptions not to respond - advice they got from the Information Commissioner.... The FOI line we're all using is this. IPCC is exempt from any countries FOI - the skeptics have been told this. Even though we (MOHC, CRU/UEA) possibly hold relevant info the IPCC is not part our remit (mission statement, aims etc) therefore we don't have an obligation to pass it on." [1219239172.txt]

OD TO REMOVE PART OF THE 1940

though CO2 went up -- in contradiction of seen a thorn for 11 years (see [CRU WIGLEY: "It would be good to remove at least part left with 'why the blip.'" [1254108338.txt]

2009 Apr 2009 Jul 2009 Oct 2009 Jan 2010

HAPPENED TO GLOBAL WARMING?

years have not observed any increase in global and our climate models did not forecast it, even though on dioxide, the gas thought to be responsible for net, has continued to rise." [42]

"THE SUN AND/OR EL-NINO DRIVE CLIMATE As we enter an El Nino year and as soon [sic], as the wer their temporary-presumed-vacation...".
[sic]

ditional "likely," meaning no spike is also possible. s to driving temperatures, the Sun is given credit.

NY DISHONEST IPCC PRESENTATIONS

MANN, TRENBERTH, KARL, HANSEN, SANTER, uss the BBC article, WIGLEY rebukes MANN for ceptive chart, and notes dishonest presentations by ers and the IPCC.

: **Figure you sent is very deceptive.** As an example, ith PCM look as though they match observations – but uke. PCM has no indirect aerosol forcing and a low y – compensating errors. **In my (perhaps too harsh) ve been a number of dishonest presentations of by individual authors and by IPCC.** This is why I om MAGICC to compare with observed temperatures. At assess how sensitive matches are to sensitivity and forcing zertainties." [1255558867.txt]

CTICA ICE IN 30 YEARS; ARCTIC ICE RECOVERS

ies? Where are the press releases? Where is all the t across during the Antarctic summer (October-January) lowest ever recorded in the satellite history. Such was the seek by Marco Tedesco and Andrew Monaghan in the search Letters." [87]

yday [February 19, 2009] the National Snow and Ice admitted that they've underreported Arctic ice extent by (500,000 sq km). That's the size of 10 states!" [119] exceeds 2005 for this date [September 2 1]." [122]

Nov 6, 2009

WIGLEY: SINCE 1980 LAND WARMING DOUBLE THAT OF OCEAN

WIGLEY: "We probably need to say more about this. **Land warming since 1980 has been twice the ocean warming -- and skeptics might claim that this proves that urban warming is real and important.**" [1257546975.txt]

Jan 17, 2010

TIMESONLINE.CO.UK: WORLD MISLED OVER HIMALAYAN GLACIER MELTDOWN [174:1]

Dec 7, 2009 - Dec 18, 2009

IPCC COPENHAGEN CONFERENCE

Dec 5, 2009

TIMESONLINE.CO.UK: UK MET OFFICE TO COMMENCE 3 YEAR PROJECT TO RE-EXAMINE 160 YEARS OF CLIMATE DATA

[NOTE: This requires the original raw data, which the CRU claims to have destroyed.]

"The Met Office plans to re-examine 160 years of temperature data after admitting that public confidence in the science on man-made global warming has been shattered by leaked e-mails.

The new analysis of the data will take three years, meaning that the Met Office will not be able to state with absolute confidence the extent of the warming trend until the end of 2012.

"The Met Office database is one of three main sources of temperature data analysis on which the UN's main climate change science body relies for its assessment that global warming is a serious danger to the world. This assessment is the basis for next week's climate change talks in Copenhagen aimed at cutting CO2 emissions.

"The Government is attempting to stop the Met Office from carrying out the re-examination, arguing that it would be seized upon by climate change sceptics.

"The Met Office works closely with the University of East Anglia's Climatic Research Unit (CRU), which is being investigated after e-mails written by its director, Phil Jones, appeared to show an attempt to manipulate temperature data and block alternative scientific views.

"The Met Office's published data showing a warming trend draws heavily on CRU analysis. CRU supplied all the land temperature data to the Met Office, which added this to its own analysis of sea temperature data." [31]

Nov 17, 2009

CRU DOCUMENTS MADE PUBLIC ON THE INTERNET [1672]

Nov 13, 2009

UEA DENIES MCINTYRES FOI REQUEST

"[T]he Director of Information Services at the University of East Anglia [sends a letter] to Steve McIntyre refusing his request for temperature data under the UK's version of the Freedom of Information Act. The timing of the denial, which was a day after the last email in the Climategate files, and the fact that the files were titled FOIA.zip and FOI2009.zip ... provides [sic] a striking indication to the impetus of the leak." [1673]

Nov 24, 2009

CEI FILES NOTICE OF INTENT TO SUE NASA GISS TO COMPLY WITH FOI REQUESTS AND RELEASE CLIMATE DOCUMENTS

Christ Horner, for the Competitive Enterprise Institute, "filed three Notices of Intent to File Suit against NASA and its Goddard Institute for Space Studies (GISS), for those bodies' refusal - for nearly three years - to provide documents requested under the Freedom of Information Act." "These documents were requested in January 2007 and NASA/GISS have refused to date to comply with their legal obligation to produce responsive documents." [73]

Apr 12, 2006

THE WALL STREET JOURNAL. "CLIMATE OF FEAR: GLOBAL-WARMING ALARMISTS INTIMIDATE DISSENTING SCIENTISTS INTO SILENCE." BY RICHARD LINZDEN, ALFRED P. SLOAN PROFESSOR OF ATMOSPHERIC SCIENCE AT MIT:

"Scientists who dissent from the alarmism have seen their grant funds disappear, their work derided, and themselves libeled as industry stooges, scientific hacks or worse..." "Henk Tennekes was dismissed as research director of the Royal Dutch Meteorological Society after questioning the scientific underpinnings of global warming..." Respected Italian professors Alfonso Suteri and Antonio Speranza disappeared from the debate in 1991, apparently losing climate-research funding for raising questions..." "And then there are the peculiar standards in place in scientific journals for articles submitted by those who raise questions about accepted climate wisdom. At Science and Nature, such papers are commonly refused without review... However, even when such papers are published, standards shift. When I, with some colleagues at NASA, attempted to determine how clouds behave under varying temperatures, we discovered what we called an 'Iris Effect' ... Normally, criticism of papers appears in the form of letters to the journal to which the original authors can respond immediately. However, in this case (and others) a flurry of hastily prepared papers appeared, claiming errors in our study, with our responses delayed months and longer. The delay permitted our paper to be commonly referred to as 'discredited.' Indeed, there is a strange reluctance to actually find out how climate really behaves." [98]

May 31, 2007 - Nov 15, 2008

A CLIMATOLOGY CONSPIRACY?

"The CRU e-mails have revealed how the normal conventions of the peer review process appear to have been compromised by a team* of global warming scientists, with the willing cooperation of the editor of the International Journal of Climatology (IJC), Glenn McGregor. The team spent nearly a year preparing and publishing a paper that attempted to rebut a previously published paper in IJC... [which] had shown that the IPCC models that predicted significant 'global warming' in fact largely disagreed with the observational data." [147]

Apr 12, 2006

SEARCH LETTERS JOURNAL

BRADLEY, JONES, BRIFFA to do about the journal (RL), which had been printing for James Saters is
RL has gone downhill rapidly in began before Saters...
ny difficult. If you think that skeptics camp, then, if we ence of this, we could go ; to get him ousted. Even this
Climate Research'. We can't afford seful if people begin to record and potentially Mackwell) [Editor -He would seem to be compliat
nce that something is amiss, it ber channels." [1106322460.txt]

Aug 3, 2007

OPERATION NEW SCIENTIST MAGAZINE

The British magazine New Scientist reads two editorials critical of the IPCC. Within days, EYSTEIN JANSEN (coordinating lead author (CLA) of the paleoclimate chapter in 2007 IPCC Report) gets pre-publication copies, and e-mails RICHARD DOMERVILLE, inviting the other CLA's to join a campaign against New Scientist.

JANSEN: "My suggestion is that a strongly worded letter to New Scientist, signed by as many CLAs as possible, would be an appropriate response. I think we ought to say that the science was absolutely not compromised or watered down by the review process or by political pressure of any kind or by the Paris plenary." [1173359793.txt]

It seems the CLA campaign works as two months later, New Scientist publishes another article, about which MANN tells JONES: "New Scientist publishes and I both had some input into that. They are nicely dismissive of the contrarians on just about every point, including the HS!" [1179416790.txt]

Mar 19, 2009

THREATEN ROYAL METEOROLOGICAL SOCIETY

Having dealt with Climate Research and Geophysical Research Letters, JONES and SANTER turn to Weather, a journal of the Royal Meteorological Society, because SANTER is opposed to disclosing all his data [1237496573.txt]:

JONES: "I'm having a dispute with the new editor of Weather. I've complained about him to the RMS Chief Exec. If I don't get him to back down, I won't be sending any more papers to any RMS journals and I'll be resigning from the RMS."

SANTER: "If the RMS is going to require authors to make ALL data available - raw data PLUS results from all intermediate calculations - I will not submit any further papers to RMS journals."

Jan 5, 2007

JONES: DISCREDIT WORK USING REALCLIMATE.ORG

[Jones: 7.1.c (by CRU founder LAMB) in the 1990 IPCC report showing the MWP and LIA) is a schematic and it isn't based on real data... "What we'd like to do is show this either on 'Real Climate' or as background in a future paper, or both." [116802320.txt]

Nov 16, 2006

BRIFFA: ARBITRARY DATA MODIFICATIONS IN MANN'S ANALYSIS MAKE RELATIONSHIPS TO CO2 "ARGUABLE"

BRIFFA: "Another serious issue to be considered relates to the fact that the PC1 time series in the Mann et al. analysis was adjusted to reduce the positive slope in the last 150 years... At this point, it is fair to say that this adjustment was arbitrary and the link between Bristlecone pine growth and CO2 is, at the very least, arguable..." "I still believe the 'Western US series and its interpretation in terms of Hemispheric mean temperature is perhaps a 'Pandora's box' that we might open at our peril!" [1163715685.txt]

2006 to 2009

[HARRY_READ_ME.TXT (expletives partially deleted)]

This file appears to be a CRU programmer's three year journal of his efforts to try and recreate CRU's own results produced by software written by MITCHELL. Despite having access to all the data, CRU's code, and the people who developed it and the models, the programmer, identified only as "Harry", could not. Reproducibility is the backbone of peer reviewed science. CRU's peer reviewed papers and those of countless others dependent on them are based on results the CRU can not duplicate. From BochiAfter

Feb 9, 2006

MANN: USE REALCLIMATE.ORG TO COMBAT "DISINFORMATION"

MANN: "I've already given it a good go-over w/ Gavin, Stefan, and William Connelley (our internal 'peer review' process at RC), so I think its in pretty good shape." [1139504822.txt]

RC in any way you think would be helpful. Gavin and I are going to be careful about what comments we screen through, and we'll be very careful to answer any questions that come up to any extent we can. On the other hand, you might want to visit the thread and post replies yourself. We can hold comments up in the queue and contact you about whether or not you think they should be screened through or not, and if so, any comments you'd like us to include.

"You're also welcome to do a followup guest post, etc. think of RC as a resource that is at your disposal to combat any disinformation put forward by the McIntyres of the world. Just let us know. We'll use our best discretion to make sure the skeptics don't get to use the RC comments as a megaphone." [1139521913.txt]

Nov 28, 2006

HOW TO HIDE COOLING: BURY IT IN THE SOFTWARE

(Date from data4sweden.pro's last edit.)

"Plating programs such as [data4sweden.pro] print this reminder to the user prior to rendering the chart:

"IMPORTANT NOTE: The data after 1960 should not be used. The tree-ring

Aug 5, 2009

ENSURING FAVORABLE REVIEWS

JONES and FOSTER (copies to TRENBERT others) discuss FOSTER'S recommendation. Research requires for a paper he's submitted, "know the sorts of things to say," despite JGR's prohibit this. See [WEGHAN REPORT 14].

FOSTER: "3) Suggested Reviewers to Include
"Please list the names of 5 experts who are known unbiased review of your work. Please do not include associates, collaborators, or family members"

"Tom Wigley [1]wigley@xxxxxxxxxxxxx@NCAR
"Ben Santer [2]santer1@xxxxxxxxxxxxx> Lav
"Mike Wallace [3]mwallace@xxxxxxxxxxxxx> L
"Dave Thompson [4]dlover1@xxxxxxxxxxxxx> L
"Dave Easterling [5]David.Easterling@xxxxxxxxxxxxx>

JONES: "Agree with Kevin that Tom Karl has to like Mike Wallace may not be responsive to request. I have a good suggestion, common to Dave Thompson is a good suggestion. Easterling. To get a spread, I'd go with 3 US. Or Nicholls and David Parker. All of them know comment and the awful original, without

Sep 29, 2009

MANN, MCINTYRE NO WORK WILL ONLY BE

MANN to Revkin (NY TII for peer-reviewed scrutiny, a the discredited contrarian h necessary though not in gen criticism seriously is that it h review process. [1]those su entirely outside of this s [1254259645.txt]

Oct 5, 2009

WIGLEY, BRIFFA IS IN

Immediately after the tough time explaining WIGLEY, "But Keith Keith explain the M

Insights and Investigations, officially and climate change", with the IPCC Physical Research Letters, Energy &

ork. "They state this is particularly rare broxies (tree rings, ice cores.

ird Assessment Report (TAR) journal and these other reports that studies, in part because of ed to reach the conclusions. tion of the data and methods used Energy & Environment, the files has not been made fully

cern relates to whether IPCC understand that Dr. Michael a lead author of the IPCC rd that two co-authors of the r." [1120593115.txt]

2005
S: WE'VE BEEN
LING SINCE 1998
S: e-mails CHRISTY and is he knows the Earth en cooling for 7 years, ennot say so publicly. "The ific community would come on me in no uncertain if I said the world had id from 1998. OK it has only 7 years of data and statistically significant." 593115.txt]

Feb 16, 2006
BRIFFA AGAIN WORRIED ABOUT EXAGGERATIONS
BRIFFA and OVERPECK, lead authors the 2007 IPCC report, discuss the draft. BRIFFA is worried about overstatements. [1140067691.txt] [1158175939.txt]
"BRIFFA urged caution, warning that when it came to historical climate records, there was no new data, only the 'same old evidence' that had been around for years. "Let us not try to over-egg the pudding," he wrote in an email to an IPCC colleague... "[] here have been many different techniques used to aggregate and scale data - but the efficacy of these is still far from established. But when the 'warmest for 1,300 years' claim was published in 2007 in the IPCC's fourth report, the doubters kept silent." [60]

density records tend to show a decline after 1960 relative to the summer temperature in many high-latitude locations. In this data set this "decline" has been artificially removed in an ad-hoc way, and this means that data after 1960 no longer represent tree-ring density variations, but have been modified to look more like the observed temperatures."

"Others, such as mxgri@d2.asci.cpro, issue this warning:
"NOTE: recent decline in tree-ring density has been ARTIFICIALLY REMOVED to facilitate calibration. THEREFORE, post-1960 values will be much closer to observed temperatures than (sic) they should be which will incorrectly imply the reconstruction is more skillful than it actually is. See Osborn et al. (2004)...." [22]

Jun 21, 2006
HOW TO HIDE COOLING: ONLY USE DATA SHOWING WARMING
IPCC review editor John Mitchell admits the reason for not include proxy data for recent decades is because they don't show warming:
MITCHELL: "There needs to be a clear statement of why the instrumental and proxy data are shown on the same graph. The issue of why we don't show the proxy data for the last few decades (they don't show continued warming) but assume that they are valid for early warm periods needs to be explained." [1150923423.txt]

Botch After Botch [21]. Climategate: hide the decline - codified [23].
"These presumably precise data are the backbone of climate science. Reading 'HARRY_READ_ME.txt' it's clear the CRU's files were a mess. The programmer laments huge gaps in data, bug-filled programs and worries about all the guesswork he's doing. His comments suggest the problems go back years. The CRU at East Anglia University is considered by many as the world's leading climate research agency" [21]
• Back to the gridding. I am seriously worried that our flagship gridded data product is produced by Delaunay triangulation - apparently linear as well. As far as I can see, this renders the station counts totally meaningless. It also means that we cannot say exactly how the gridded data is arrived at from a statistical perspective... Of course, it's too late for me to fix it too. Meh.
• But what are all those monthly files? DON'T KNOW, UNDOCUMENTED. Wherever I look, there are data files, no info about what they are other than their names. And that's useless...
• It's botch after botch after botch ... This surely is the worst project I've ever attempted. Eeeek.
• Oh, GOD, if I could start this project again and actually argue the case for junking the inherited program suite ... this should all have been rewritten from scratch a year ago!
• Well, dr2cid is not the world's most complicated program. Whereas clouding is, and I immediately found a mistake! ... a loop that, for completely unfathomable reasons, didn't include months!
• Am I the first person to attempt to get the CRU databases in working order?!!
• As far as I can see, this renders the (weather) station counts totally meaningless... COBAR AIRPORT AWS (data from an Australian weather station) cannot start in 1962, it didn't open until 1993!... Getting seriously fed up with the state of the Australian data. so many new stations have been introduced, so many false references, so many changes that aren't documented.
• What the hell is supposed to happen here? Oh yeah -- there is no 'supposed', I can make it up. So I have : -)
• You can't imagine what this has cost me -- to actually allow the operator to assign false WMO (World Meteorological Organization) codes!! But what else is there in such situations? Especially when dealing with a 'Master' database of dubious provenance...
• So with a somewhat cynical shrug, I added the nuclear option -- to match every WMO possible, and turn the rest into new stations... In other words what CRU usually do. It will allow bad databases to pass unnoticed, and good databases to become bad...
• OH F**K THIS. It's Sunday evening. I've worked all weekend, and just when I thought it was done, I'm hitting yet another problem that's based on the hopeless state of our databases.
• This whole project is SUCH A MESS. No wonder I needed therapy!!... I am seriously close to giving up, again.
• Decided to read [Tim] Mitchell & Jones 2005 [International Journal of Climatology] again. Noticed that the limit for SD when annualising should be 4 for precip, not 3! So re-ran with that... got a mail from PJ [JONES] to say we shouldn't be excluding stations inside Bkm anyway - yet that's in IJC [International Journal of Climatology] - Mitchell & Jones 2005! So there you go.
• Right, time to stop pussyfooting around the niceties of Tim's [MITCHELL] labyrinthine software suites - let's have a go at producing CRU TS 3.0, since failing to do that will be the definitive failure of the entire project.
"And based on stuff like this, politicians are going to blow up our economy and lower our standard of living to 'fix' the climate? Are they insane?" [21]

how does he explain chronology rather th things can be explained this as he is too close to
"And the issue of wit you and Keith (and I to be unsympathetic to something, and hiding m
"I think Keith needs to b anything he puts together

Oct
M4
M4
M4
acc

Oct 6, 2009
JONES: CRU TEMPERA
JONES tells WIGLEY w accurate than HANSEN:
As explained on whatsapp GISS products we've cover problems with CRU's temp he thinks GISS is inferior, w
JONES: "GISS is inferior urbanization adjustment w gridding also smooths thing: decadal timescales. GISS d

2005
TO HIDE COOLING: HAVE A BIAS FOR DATA THAT CEES HOKEY STICKS, AND KEEP MUM ABOUT FREEDOM ORIMATION
"Francis Zwiers is [st]ill inside. He said that PCs produce stide.... The IPCC comes in for a lot of stick. Leave it to you to delete as get."
getting hassled by a couple of people to release the CRU temperature data. Don't any of you three tell anybody that has a Freedom of Information Act" [1109021312.txt]
mail includes copies of 6 articles explaining that science requiredlosure, but that MANN was refusing to disclose his methods for

uld have produced a healthy scientific debate. Instead, Mr. Mann shut down debate by refusing to disclose the mathematical im by which he arrived at his conclusions. All the same, Mr. as forced to publish a retraction of some of his initial data, and doubts 's statistical methods have since grown. -- The Wall Street Journal, 18 '2005'
ighlights what Regalado and McIntyre says is Mann's resistance or refusal to provide to inquiring minds his data, all details of his statistical and his code. So this is what I say to Dr. Mann and others expressing xern over peer review: give up your data, methods and code freely and nile on your face. -- Kevin Vranes, Science Policy, 18 February 2005"
s work doesn't meet that definition [of science], and those e Mann's curve in their arguments are not making a scientific ent. One of Pournelle's Laws states "You can prove anything if you can't your data. I will now add another Pournelle's Law: "You can prove ig if you can keep your algorithms secret." -- Jerry Pournelle, 18 /2005" [1109021312.txt]

Jun 4, 2007
ANTHONY WATTS COMMENCES HIS USHCN SURFACE STATIONS SURVEY:
BY 2009, 650 VOLUNTEERS JOIN THE PROJECT

Jun 19, 2007
JONES CONVINCES HIS UNIVERSITY TO IGNORE FOI REQUESTS
JONES advises KARL he may have convinced UEA to ignore FOI requests from MCINTYRE (i.e. people with climateaudit.org (CA)) and that others in Australia are doing the same. They have cause to be fearful: MCINTYRE discredited MANN'S hockey stick graph and later found errors forcing HANSEN to revise NASA's GISS temperature record.
JONES: "I, Think I've managed to persuade UEA to ignore all further FOIA requests (if the people have anything to do with Climate Audit."
"2. Had an email from David Jones of BMRC, Melbourne. He said they are ignoring anybody who has dealings with CA, as there are threats on it about Australian sites." [1182255717.txt]

Apr 23, 2007
JONES sets out the options he was considering with regard to FOI requests he was facing (date taken from the file's last edit date):
"Options appear to be:
"1. Send them the data
"2. Send them a subset removing station data from some of the countries who made us pay in the normals papers of Hulme et al. (1990s) and also any number that David can remember. This should also omit some other countries like (Australia, NZ, Canada, Antarctica). Also could extract some of the sources that Anders added in (3 1-38 source codes in [8&M 2003]). Also should remove many of the early stations that we coded up in the 1980s.
"3. Send them the raw data as is, by reconstructing it from [NASA's GISS' dataset known as] GHCN. How could this be done? Replace all stations where the WMO ID agrees with what is in GHCN. This would be a few days later would annoy them." [Jonesfoiathoughts.doc]

May 5, 2008
FIRST FOI REQUEST TO CRU FOR AR4 INFO
David Holland, an engineer seeking information on how authors, reviewers and editors of AR4 (the IPCC 2007 report) discharge their duties, submits an FOI request to CRU (whose BRIFFA and OSBORN were lead authors of the report). This proceeds as follows: May 6 - CRU Acknowledgement; June 3: CRU Refusal Notices; June 4: Holland Appeal; June 20: CRU Rejection of Appeal. [24]

May 9, 2008
JONES: THINK WE CAN AVOID IPCC AR4 FOI REQUESTS
JONES [to "Mike, Ray, Caspar"]:
"2. You can delete this attachment if you want. Keep this quiet also, but this is the person who is putting in FOI requests for all emails Keith [BRIFFA] and Tim [OSBORN] have written and received re Ch 6 of AR4 [IPCC 2007]. We think we've found a way around this." [1210367056.txt]

Nov 12, 2008
SANTER: I'LL QUIT IF LLNL FORCES ME TO DISCLOSE
SANTER at Lawrence Livermore National Laboratory says he will refuse information requests from MCINTYRE and is reviewing how to avoid FOI requests. A few days later he says he'll leave LLNL if the management does not support him in this.
SANTER: "I will continue to refuse such data requests in the future. Nor will I browbeath McIntyre with combater braams.

Dec 3, 2008
JONES: UEA IS ON BOARD TO IGNORE JONES: I DELETED LOADS OF E-MAIL
JONES: "When the FOI requests began her requests: It took a couple of half hour them otherwise showing them what they became aware of the types of people UEA (in the registry and in the Enviro school and a few others) became very person quite well and the Chief Libra
"The inadvertent email I sent last month has certain Canadian [McIntyre], saying that the peers! If he pays 10 pounds (which he hasn and he can get anything I've written about f of emails, so have very little - if anyth

May 29, 2008
JONES: EVERYONE DELETE E-MAILS RELATED
In an e-mail regarding "IPCC & FOI", JONES instruct related to the IPCC AR4 (2007). GENE, KEITH ar same. JONES' request is after the formal FOI req discussions with UEA's FOI officer on May 9, 200
JONES: "Mike, Can you delete any emails you AR4? Keith will do likewise. He's not in at the Can you also email Gene and get him to do th email address. We will be getting Caspar to do MANN: "I'll contact Gene about this ASAP. His genewahl@xxxxxxxxxxx.xxx [1212063122.txt]

email correspondence, etc.... I will be consulting LLNL's Legal Affairs Office in order to determine how the DOE and LLNL should respond to any FOI requests that we receive from McIntyre. I assume that such requests will be forthcoming...." [1226500291.txt] "I hope LLNL management will provide me with their full support. If they do not, I'm fully prepared to seek employment elsewhere." [1228330629.txt].

WIGLEY: IT WOULD BE GO WARMING BLIP
After 1940, the Earth cooled 1 AGW theory, 1940 has now t SOFTWARE (7 Sep. 1998). W of the 1940s blip, but we are still

The project aims to photographically survey all 1,221 USHCN weather stations that are used for the US temperature record, the world's most "accurate." By spring 2009 over 70% of the network has been surveyed, and 89 percent of the stations .. fail to meet the National Weather Service's own siting requirements that stations must be 30 meters ... or more away from an artificial heating or radiating reflecting heat source. "[I] he raw temperature data produced by the USHCN stations [used by GISS, CRU, NSDC, IPCC, and others] are not sufficiently accurate to use in scientific studies or as a basis for public policy decisions..." "The data currently used to claim that the twentieth century witnessed a statistically significant warming trend are unreliable." [132]

WEGMAN REPORT: MCINTYRE AND MCKITRICK RIGHT, MANN WRONG
"Dr. [Edward] Wegman [see [4]] is a professor at the Center for Computational Statistics at George Mason University, chair of the National Academy of Sciences' Committee on Applied and Theoretical Statistics, and board member of the American Statistical Association. Few statisticians in the world have CVs to rival his...." "Wegman became involved in the global-warming debate after the energy and commerce committee of the U.S. House of Representatives asked him to assess one of the hottest debates in the global-warming controversy: the statistical validity of work by Michael Mann...."
"Wegman accepted the energy and commerce committee's assignment ... pro bono. He conducted his third-party review by assembling an expert panel of statisticians, who also agreed to work pro bono. Wegman also consulted outside statisticians, including the Board of the American Statistical Association. At its conclusion, the Wegman review entirely vindicated the Canadian critics and repudiated Mann's work." [113]
THE COMMITTEE'S FINDINGS (SUMMARIZED):
"In general, we found MBH98 and MBH99 [by Mann et al.] to be somewhat obscure and incomplete and the criticisms of MIM03/05a/05b [McIntyre and McKittrick] to be valid and compelling...."
"In our further exploration of the social network of authorships in temperature reconstruction, we found that at least 43 authors have direct ties to Dr. Mann by virtue of coauthored papers with him. Our findings from this analysis suggest that authors in the area of paleoclimatology studies are closely connected and thus 'independent studies' may not be as independent as they might appear on the surface...."
"It is important to note the isolation of the paleoclimatology community; even though they rely heavily on statistical methods they do not seem to be interacting with the statistical community. Additionally, we judge that the sharing of research materials, data and results was haphazardly and grudgingly done. In this case we judge that there was too much reliance on peer review, which was not necessarily independent. [see (JONES 5.Aug.2009) and (JONES 26.Feb.2004)] Moreover, the work has been sufficiently politicized that this community can hardly reassess their public positions without losing credibility. Overall, our committee believes that Mann's assessments and that the decade of the 1990s was the hottest decade of the millennium and that 1998 was the hottest year of the millennium cannot be supported by his analysis." [40] [52]

APR 2005
PEP FOR OPHE JUST TO SCIENCE
you know, I'm not anything, I would climate change the science could it, regardless of quences. This isn't if, it is being 0593115.txt]

Apr 2005 Jul 2005 Oct 2005 Jan 2006 Apr 2006 Jul 2006 Oct 2006 Jan 2007 Apr 2007 Jul 2007 Oct 2007 Jan 2008 Apr 2008 Jul 2008 Oct 2008 Jan 2009

Jul 14, 2006
WEGMAN REPORT: MCINTYRE AND MCKITRICK RIGHT, MANN WRONG
"Dr. [Edward] Wegman [see [4]] is a professor at the Center for Computational Statistics at George Mason University, chair of the National Academy of Sciences' Committee on Applied and Theoretical Statistics, and board member of the American Statistical Association. Few statisticians in the world have CVs to rival his...." "Wegman became involved in the global-warming debate after the energy and commerce committee of the U.S. House of Representatives asked him to assess one of the hottest debates in the global-warming controversy: the statistical validity of work by Michael Mann...."
"Wegman accepted the energy and commerce committee's assignment ... pro bono. He conducted his third-party review by assembling an expert panel of statisticians, who also agreed to work pro bono. Wegman also consulted outside statisticians, including the Board of the American Statistical Association. At its conclusion, the Wegman review entirely vindicated the Canadian critics and repudiated Mann's work." [113]
THE COMMITTEE'S FINDINGS (SUMMARIZED):
"In general, we found MBH98 and MBH99 [by Mann et al.] to be somewhat obscure and incomplete and the criticisms of MIM03/05a/05b [McIntyre and McKittrick] to be valid and compelling...."
"In our further exploration of the social network of authorships in temperature reconstruction, we found that at least 43 authors have direct ties to Dr. Mann by virtue of coauthored papers with him. Our findings from this analysis suggest that authors in the area of paleoclimatology studies are closely connected and thus 'independent studies' may not be as independent as they might appear on the surface...."
"It is important to note the isolation of the paleoclimatology community; even though they rely heavily on statistical methods they do not seem to be interacting with the statistical community. Additionally, we judge that the sharing of research materials, data and results was haphazardly and grudgingly done. In this case we judge that there was too much reliance on peer review, which was not necessarily independent. [see (JONES 5.Aug.2009) and (JONES 26.Feb.2004)] Moreover, the work has been sufficiently politicized that this community can hardly reassess their public positions without losing credibility. Overall, our committee believes that Mann's assessments and that the decade of the 1990s was the hottest decade of the millennium and that 1998 was the hottest year of the millennium cannot be supported by his analysis." [40] [52]

Aug 7, 2007
MCINTYRE DISCOVERS ERRORS IN GISS DATASET. HANSEN ADMITS 1930s WERE U.S.A.'S HOTTEST YEARS IN 20TH CENTURY
MCINTYRE discovers errors in the GISS data forcing HANSEN "to publish revised figures for US surface temperatures to show that the hottest years of the 20th century were not in the 1990s, as Hansen had claimed, but in the 1930s [before the record CO2 emissions of the post-war economic boom]...."
"Steve McIntyre, a Canadian computer analyst, had noticed that Hansen had been adjusting his pre-1970 global temperature figures downwards by as much as 0.5 degrees, and his post-1970 figures upwards. Further doubts about the methodology of GISS arose ... when Hansen announced that October 2008 was the hottest on record - despite widespread evidence of plummeting temperatures. Detailed analysis by McIntyre and Anthony Watts, a US meteorologist, showed that scores of temperature records from Russia and elsewhere had not been based on October readings. GISS revised its figures once more, explaining that the Russian data had been obtained by another body." [51]

2007
FOURTH IPCC ASSESSMENT REPORT (AR4) AND THE IPCC'S "4,000 SCIENTISTS"
Dr. William Schlesinger: Approximately 80% of IPCC scientists do not deal with climate. [84]
THE NATIONAL POST, "NUMBERS RACKET," BY LAWRENCE SOLOMON:
"This is the conclusion of 4,000 scientists appointed by governments from virtually every country in the world," asserted Mr. Rudd [Prime Minister of Australia], in making his case that the planet is in peril....
"[Australian] John McLean scrutinized the lists that the IPCC used to arrive at its figures and found them to be riddled with duplications, such as the 383 authors who also acted as reviewers for the same sections in which their work appeared, and the authors and reviewers who were listed twice or thrice. Remove the duplications and the total number of authors plus reviewers drops from 3,750 to 2,890...."
"Most importantly, the great majority of the reviewers commented on chapters that dealt with historical or technical issues ... The exception was Chapter 9 - Understanding and Attributing Climate Change. An endorsement here would clearly be a bona fide endorsement of the IPCC's conclusion."
"Chapter 9 had 53 authors and it received comments from 55 individual reviewers. Of the 55 individuals, four commented favourably on the entire chapter and three on a portion of the chapter." "The 53 authors and seven favourable reviewers represent a total of 60 people, leading McLean to conclude: 'There is only evidence that about 60 people explicitly supported the claim' made by the IPCC that global warming represents a threat to the planet." [20]

Jul 14, 2006
WEGMAN REPORT: MCINTYRE AND MCKITRICK RIGHT, MANN WRONG
"Dr. [Edward] Wegman [see [4]] is a professor at the Center for Computational Statistics at George Mason University, chair of the National Academy of Sciences' Committee on Applied and Theoretical Statistics, and board member of the American Statistical Association. Few statisticians in the world have CVs to rival his...." "Wegman became involved in the global-warming debate after the energy and commerce committee of the U.S. House of Representatives asked him to assess one of the hottest debates in the global-warming controversy: the statistical validity of work by Michael Mann...."
"Wegman accepted the energy and commerce committee's assignment ... pro bono. He conducted his third-party review by assembling an expert panel of statisticians, who also agreed to work pro bono. Wegman also consulted outside statisticians, including the Board of the American Statistical Association. At its conclusion, the Wegman review entirely vindicated the Canadian critics and repudiated Mann's work." [113]
THE COMMITTEE'S FINDINGS (SUMMARIZED):
"In general, we found MBH98 and MBH99 [by Mann et al.] to be somewhat obscure and incomplete and the criticisms of MIM03/05a/05b [McIntyre and McKittrick] to be valid and compelling...."
"In our further exploration of the social network of authorships in temperature reconstruction, we found that at least 43 authors have direct ties to Dr. Mann by virtue of coauthored papers with him. Our findings from this analysis suggest that authors in the area of paleoclimatology studies are closely connected and thus 'independent studies' may not be as independent as they might appear on the surface...."
"It is important to note the isolation of the paleoclimatology community; even though they rely heavily on statistical methods they do not seem to be interacting with the statistical community. Additionally, we judge that the sharing of research materials, data and results was haphazardly and grudgingly done. In this case we judge that there was too much reliance on peer review, which was not necessarily independent. [see (JONES 5.Aug.2009) and (JONES 26.Feb.2004)] Moreover, the work has been sufficiently politicized that this community can hardly reassess their public positions without losing credibility. Overall, our committee believes that Mann's assessments and that the decade of the 1990s was the hottest decade of the millennium and that 1998 was the hottest year of the millennium cannot be supported by his analysis." [40] [52]

Oct 9, 2009
BBC: WHAT H...
"For the last 11... temperatures. Al... man-made carb... warming our pla...

Oct 12, 2009
ADMISSION: T...
SCHNEIDER: "suns pots get o... there will likely [1255550975.txt]
Note the cond... When it come...

Oct 14, 2009
WIGLEY: MAN...
While JONES, and others disc... producing a de... individual auth...
WIGLEY: "The historical runs w... the match is a fl... climate sensitivity... view, there he... model results... still use results fr... least here I can... assumptions/unc...

Oct 26, 2008
HOW TO HIDE 10 YEARS OF RECENT COOLING: DON'T SHOW IT
KELLY to JONES: "Just updated my global temperature trend graphic for a public talk and noted that the level has really been quite stable since 2000 or so and 2008 doesn't look too hot." Later: "Yeah, it wasn't so much 1998 and all that that I was concerned about, used to dealing with that, but the possibility that we might be going through a longer - 10 year - period of relatively stable temperatures beyond what you might expect from La Niña etc. Anyway, I'll maybe cut the last few points off the filtered curve before I give the talk again as that's trending down as a result of the end effects and the recent cold-ish years." [1225026120.txt]

Oct 2009
GREATEST ANTAR...
"Where are the headlin... attention? The ice mel... of 2008-2009 was the... finding reported last w... Journal Geophysical Res... And in the Arctic: "TC... Data Center (NSIDC) ... 193,000 square miles (... "Arctic Sea Ice Extent e...

Apr 2008
NASA: PACIFIC NOW IN ITS LONG TERM COOL PHASE
Pacific switches to the cool phase of the Pacific Decadal Oscillation. The PDO is a long-term alternation of the Pacific between cool and warm periods. Unlike El Niño and La Niña, which may occur every 3 to 7 years and last from 6 to 18 months, the PDO can remain in the same phase for 20 to 30 years. The shift in the PDO can have significant implications for global climate. The Pacific was in the Oscillation's warm phase during most of the 1980s and 1990s (a time when the Earth was warming). [108] [107] (Also see (UN FAO 2001))

Mar 6, 2007
CANADA: POLAR BEAR NUMBERS UP
"The latest government survey of polar bears roaming the vast Arctic expanses of northern Quebec, Labrador and southern Baffin Island show the population of polar bears has jumped to 2,100 animals from around 800 in the mid-1980s."
"As recently as three years ago, a less official count placed the number at 1,400." [83]

2008 - 2009
GLACIER FACTS FROM NASA GISS, UNEP, AMS AND OTHERS
1) Glaciers have been receding since the bottom of the Little Ice Age, some 300 years ago (see (MEDIÆVAL WARM PERIOD 1995)). Gangotri Glacier image [116] shows its retreat since 1780. Within this 300 year trend, glaciers also advance and retreat every +/-30 years [117], and are now slowing their retreat: "Gangotri's drawdown - 20 metres per annum in the '70s - is now mere six metres a year." "Even if Gangotri retreats at 20 m per annum, it will last for 1,500 years." [121] (Also see (UN FAO 2001))
2) The American Meteorological Society reports "glaciers are only shrinking in the eastern Himalayas. Further west ... glaciers are 'thickening and expanding'" [118] (Also see (TIMESONLINE 17.Jan.2010) and [121]). And, in fact, are doing so worldwide. [119] in the eastern Himalayas: NASA GISS [120:1] and UNEP [120:2] report that soot from densely populated south Asian cities is also to blame for warming: "Soot's role in Himalayan Warming ... Over areas of the Himalayas, the rate of warming is more than five times faster than warming globally.... There's a localized phenomenon at play." [120:1] [118]

Oct 9, 2009
BBC: WHAT H...
"For the last 11... temperatures. Al... man-made carb... warming our pla...

Oct 12, 2009
ADMISSION: T...
SCHNEIDER: "suns pots get o... there will likely [1255550975.txt]
Note the cond... When it come...

Oct 14, 2009
WIGLEY: MAN...
While JONES, and others disc... producing a de... individual auth...
WIGLEY: "The historical runs w... the match is a fl... climate sensitivity... view, there he... model results... still use results fr... least here I can... assumptions/unc...

Oct 26, 2008
HOW TO HIDE 10 YEARS OF RECENT COOLING: DON'T SHOW IT
KELLY to JONES: "Just updated my global temperature trend graphic for a public talk and noted that the level has really been quite stable since 2000 or so and 2008 doesn't look too hot." Later: "Yeah, it wasn't so much 1998 and all that that I was concerned about, used to dealing with that, but the possibility that we might be going through a longer - 10 year - period of relatively stable temperatures beyond what you might expect from La Niña etc. Anyway, I'll maybe cut the last few points off the filtered curve before I give the talk again as that's trending down as a result of the end effects and the recent cold-ish years." [1225026120.txt]

OR

...org co-founder William Connolley took control of all things climate in the world has ever known - Wikipedia. Starting in February 2003, just as the band members were beginning to gel, Connolley set to work on the **ipedia's articles on global warming, on the greenhouse effect, on the Little Ice Age, on the Medieval Warm Period, on the urban heat island, on climate models, on the decline of the hockey stick graph.** He rewrote articles on the scientists who were skeptical of the band. Richard Lindzen and Fred Singer, the two most prominent climate scientists, were among his early targets, followed by others such as Willie Soon and Sallie Baliunas of the Harvard-Smithsonian Institution, and the Medieval Warm Period. [109] (Also see [111].)

5,428 unique Wikipedia articles and was granted a senior editorial position that enabled him to delete over 500 articles and barred contributors who 'ran afoul of him.' [110] CONNOLLEY'S involvement in Wikipedia in September, 2009 for his involvement in an

SEARCH JOURNAL

HUGHES, BRIFFA, BRADLEY and others explaining why they insist that those against the AGW theory are wrong. However, now that Climate Research is suggesting that he and his colleagues no longer cite papers to it, while Jones says hell boycott it. See [79] for full details.

sists opposing views be aired in peer review journals; takes action against editors who publish contrary articles. Willie Soon & Sallie Baliunas paper that "identifies the cause as 'solar forcing', not carbon dioxide (CO2)." [169] 9 Aug 1996.)

...drew what they wanted—the claim of a peer-reviewed article about that now, but the last thing we want to do is have it ignored by the community on the whole...

always criticising the skeptics for not publishing their work. Obviously, they found a solution to that—take the peer-reviewed journal. Perhaps we should be in the climate research community to no request of our more reasonable colleagues who are on the board.

g the journal to tell them I'm having nothing to do with it. I think we have to stop considering peer-reviewed journal. Papers we should be in the climate research community to no request of our more reasonable colleagues who are on the board. [1047388489.txt]

Apr 24, 2003

JUST EDITORS THAT PUBLISH PAPERS YOU DONT LIKE

WIGLEY explains to JONES, HULME and CARTER strategies for ousting the editor of Climate Research, which has published papers they don't agree with [1051190249.txt].

WIGLEY: "PS Re CR [Climate Research], I do not know the best way to handle the specifics of the editing. Hans von Storch is partly to blame—he encourages the publication of crap science in order to stimulate debate. One approach is to go direct to the publishers and point out the fact that their journal is perceived as being a medium for disseminating misinformation under the guise of refereed work. I use the word 'perceived' here, since whether it is true or not is seen by the community that counts. I think we could get a large group of highly credentialed scientists to sign such a letter - 50+ people. [Note that I am copying this view only to Mike Hulme and Phil Jones. Mike's idea to get editorial board members to resign will probably not work - must get rid of von Storch too, otherwise holes will eventually fill up with people like Legates, Balling, Lindzen, Michaels, Singer, etc. I have heard that the publishers are not happy with von Storch, so the above approach might remove that hurdle too." (Von Storch subsequently resigns.)

Apr 23, 2003

SALINGER to WIGLEY, JONES, HULME, BRIFFA, HANSEN, HARVEY, SANTER, TRENBERTH, WILBY, MANN, KARL and 20 other "friends and colleagues" about their duty to act as the gate-keepers of what papers appear in scientific publications, even if the papers pass peer review:

SALINGER: "Ignoring bad science eventually reinforces the apparent 'truth' of that bad science in the public mind, if it is not corrected. As importantly, the 'bad science' published by CR is used by the sceptics' lobbies to 'prove' that there is no need for concern over climate change. Since the IPCC makes it quite clear that there are substantial grounds for concern about climate change [this is circular logic since the IPCC said so because of the hockey team's work], it is not partially the responsibility of climate science to make sure only satisfactorily peer-reviewed science appears in scientific publications? - and to refute any inadequately reviewed and wrong articles that do make their way through the peer review process?" [1051230500.txt]

Jun 17, 2002

COOK: WE KNOW OF PROBABLE FLAWS IN MANN'S WORK

BRIFFA is "sick to death" of MANN's representations about his temperature data, which COOK agrees is problematic. See [MANN 19 Apr 1999] and [MCINTYRE AND MCKITTRICK Nov 2003] for background on MANN'S work.

Jun 4, 2003

REVIEWING PAPERS CRITICAL OF OWN WORK

COOK asks BRIFFA for help to put down a paper he's reviewing that is critical of BRIFFA'S own work:

COOK: "Reviewing - confidentially REALLY URGENT" - "Now something to ask from you... I got a paper to review (submitted to the Journal of Agricultural, Biological, and Environmental Sciences), written by a Korean guy and someone from Berkeley, that claims that the method of reconstruction that we use in dendroclimatology (reverse regression) is wrong, biased, lousy, horrible, etc. They use your Tornetrask recon as the main whipping boy... If published as is, this paper could really do some damage. It is also an ugly paper to review because it is rather mathematical, with a lot of Box-Jenkins stuff in it. It won't be easy to dismiss out of hand as the math appears to be correct theoretically... Your assistance here is greatly appreciated." [1054756929.txt]

Jul 4, 2003

HULME: TERMINATE ALL INVOLVEMENT WITH CLIMATE RESEARCH JOURNAL

MANN: "I think that the community should, as Mike H has previously suggested in this journal [Climate Research] at all levels—reviewing, editing, and submitting, and leave it to whither way [sic] into oblivion and disrepute." [1057941657.txt]

Feb 26, 2004

JONES 'REVIEWS' PAPER DEALING WITH HIS OWN WORK

JONES to MIKE: "Just agreed to review a paper for GR - it is absolute rubbish. It is having a go at the CRU this person says has Urban Warming [I so easy review to do. Sent Ben the Soon et al. paper and he wonders who reviews these sorts of things. Sops GR hasn't a clue with editors or reviewers. By chance they seem to have got the right person with the one just received."

"Can I ask you something in CONFIDENCE - don't email around, especially not to Keith and Tim here. Have you reviewed any papers recently for Science that say that MBH98 [note that MBH98 is MANN'S own work] and Mj03 have underestimated variability in the millennial record - from models or from some low-freq proxy data. Just a yes or no will do. Tim is reviewing them - I want to make sure he takes my comments on board, but he wants to be squeaky clean with discussing them with others. So forget this email when you reply."

Jun 23, 2005

OVERPECK: CONTAIN THE MWP

MANN confirms DEMINGS 1995 statement. See [MEDIÉVAL WARM PERIOD 1995], when he (MANN) refers to an earlier "Peck" memo to "contain" the MWP.

MANN: "... addresses a good earlier point that Peck made w/

Mar 31, 2004

JONES 'REVIEWS' MORE PAPERS CRITICAL OF HIS OWN WORK

JONES: "Recently rejected two papers (one for JGR and for GR) from people saying CRU has it wrong over Siberia. Went to town in both reviews, hopefully successfully. If either appears in GR..." [1080742144.txt].

FROM [85]: "One of those rejected papers about Siberian temperatures may have been by me [Lars Kamef]. The time is about right. I got it rejected because of nonsense from a reviewer and the editor saw it as an attack on him when I criticized the quality of the review. After that, I gave up the idea of ever getting something AGW critical published in a journal."

Jan 21, 2005

THREATEN GEOPHYSICAL RESEARCHERS

HUGHES, MANN, WIGLEY, and SCHMIDT discuss what papers they don't like. Its editors subsequently ousted.

WIGLEY: "This is truly awful. G recent years. I think the decline in Proving bad behavior here is ve Saiers is in the greenhouse can find documentary evidence through official channels would be difficult."

MANN: "It's one thing to lose CR to lose GR. I think it would be u their experiences w/ both Saiers in Chief, GRJ) (I don't know him w/what is going on here).

"If there is a clear body of evidence could be taken through the peer review process."

Dec 10, 2004

REALCLIMATE.ORG IS BOR

GAVIN SCHMIDT, MIKE MA CONNOLLY, STEFFAN RAH Clement, RASMUS BENEST establish realclimate.org. des defend the debunked 'Hockey S


SCHMIDT: "The idea is that we have a place where we can not 'bombshell' papers that are out of context to climate related stories

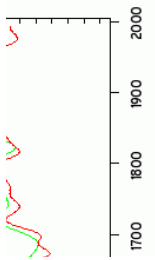
Jun 23, 2005

CONGRESS QUESTIONS IPCC ABOUT MANN'S METHODS

Joe Barton and Ed Whitfield, Chairman, Subcommittee on Over raise the issue of MANN et al.'s "historical record of temperatures Chairman because "recent peer-reviewed articles in Science, Geophy Environment, among others, researchers question the results of these w important because they "understand that these studies of temperat

the Decline Reconstruction



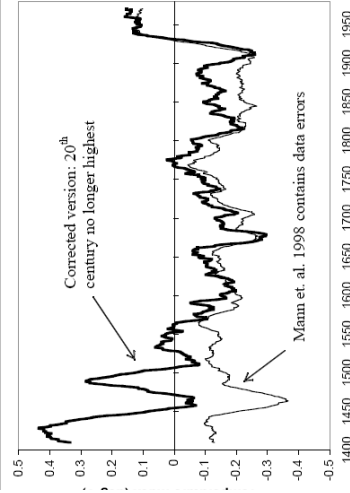


BRIFFA: "I have just read this letter - and I think it is crap. I am sick to death of Mann stating his reconstruction represents the tropical area just because it contains a few (poorly temperature representative) tropical series. He is just as capable of regressing these data against any other 'target' series, such as the increasing trend of self-observed verbage he has produced over the last few years, and ... (better say no more)"

COOK: "Of course, I agree with you. We both know the probable flaws in Mike's recon, particularly as it relates to the tropical stuff. Your response is also why I chose not to read the published version of his letter. It would be too aggravating... It is puzzling to me that a guy as bright as Mike would be so unwilling to evaluate his own work a bit more objectively." [1024334440.txt]

AUTHOR: OUR WORK SHOULD BE CONSIDERED NOT TREATED WITH CONSIDERABLE CAUTION

Author of the original hockey stick papers (MBH98 & MBH99) has reservations about over-reliance on their invention for attempts, so far, to estimate hemisphere-scale for the period around 1000 years ago are based on far any of us would like. None of the datasets used so far has a geographical distribution that experience with recent centuries and no one has yet found a convincing way of validating the components of them against independent data. As Ed [Cook] is saying records that form the backbone of most of the series, the problem of poor replication near the poles is particularly acute, and ubiquitous... except that everything we are doing is preliminary, and should be treated with considerable caution." [1018647333.txt]



FARS
Understand the effect of catches and reported -65 year periodicity short terms (150 years) highlighted that the natural stage and a natural circulations have ions to cool ones.

TEMPERATURES

regard to the memo, that it would be nice to try to 'contain' the putative 'MWPP' ... [1054736277.txt]

Jan 5, 2005

CLIMATE IS ARBITRARILY DEFINED AS A 30 YEAR TREND

JONES and PLUMMER discuss the 30-year reference temperature period used by the IPCC. JONES explains that the length was an arbitrary choice which has no scientific basis. PLUMMER doesn't want to change it from the 1961-90 period because global warming won't appear as dramatic.

JONES: "20 years (1981-2000) isn't 30 years, but the rationale for 30 years isn't that compelling. The original argument was for 35 years around 1900 because Bruckner found 35 cycles in some west Russian lakes (hence periods like 1881-1915). This went to change the base period till after I retire!"

PLUMMER: "There is a preference in the atmospheric observations chapter of IPCC AR4 to stay with the 1961-1990 normals. This is partly because a change of normals confuses users, e.g. anomalies will seem less positive than before if we change to newer normals, so the impression of global warming will be muted." [1105019698.txt]

Jan 21, 2005

FIRST CONTACT WITH FOI: THE SCHEMING STARTS

The moment JONES and WIGLEY first became aware of the Freedom of Information Act from a UEA leaflet, they immediately start planning how to get around it [1106338806.txt]:
WIGLEY: "I got a brochure on the FOI Act from UEA. Does this mean that, if someone asks for a computer program we have to give it out? Can you check this for me and Sarah?"

JONES: "As you're no longer an employee I would use this argument if anything comes along..."

WIGLEY: "The leaflet appeared so general, but it was prepared by UEA so they may have simplified things. From their wording, computer code would be covered by the FOIA. My concern was if Sarah is/was still employed by UEA, I guess she could claim that she had only written one tenth of the code and release every tenth line."

JONES: "As for FOIA Sarah isn't technically employed by UEA and she will likely be paid by Manchester Metropolitan University. I wouldn't worry about the code. If FOIA does ever get used by anyone, there is also IPR to consider as well. Data is covered by all the agreements we sign with people, so I will be hiding behind them."

Jan 29, 2004

JONES ON DALY'S DEATH: CHEERING NEWS

John Daly had discovered that solar cycles affected temperatures (see [SUN DETERMINED 9 Aug 1996]). Upon his death, JONES writes: "In an odd way this is cheering news!" [1075403821.txt]

2004

INTERNATIONAL ASTRONOMICAL UNION: WARMING DUE TO SUN; COOLING COMING

"A symposium of the International Astronomical Union [2004] concluded

"I want to pause here and talk about this notion of consensus, and the rise of what has been called consensus science. I regard consensus science as an extremely pernicious development that ought to be stopped cold in its tracks. Historically, the claim of consensus has been the first refuge of scoundrels; it is a way to avoid debate by claiming that the matter is already settled. Whenever you hear the consensus of scientists agrees on something or other, reach for your wallet, because you're being had."

cards, etc.) formed the basis for a new finding in the 2001 IPCC. Further, they explain that "we understand from the February 14/15 reviews that the findings of these studies are robust and the calculations are reliable. Questions have also been raised concerning the sharing and dissemination of the studies. For example, according to the January 2005 IPCC report, the findings of the studies are available to researchers upon request."

This raises serious questions for their committee: "The review has been sufficiently robust and independent. We also Mann, the lead author of the studies in question, was also a chapter that assessed and reported this very same work, a studies were also contributing authors to the same chapter

Jul 5, 2005
JONES
COC

MANN'S METHOD CREATES HOCKEY STICKS
The Wall Street Journal cites experts questioning the validity of MANN'S hockey stick graph, and the methods used to produce it:

"Statistician Francis Zwiers of Environment Canada (a government agency) notes that Mr. Mann's method 'preferentially produces hockey sticks when there are none in the data.' Other reputable scientists such as Berkeley's Richard Muller and Hans von Storch of Germany's GKSS Center essentially agree. [32]

Feb 21, 2005
HOW
PRODL
OF INFI

JONES:
hockey
appropri
"PS I'm
station
the UK

The ear
full disc
review:
"This shc
tried to

Mann w
about th
February

"The W:
outright
analysis,
deep car
with a sn

"Mann"
who as
argue
make up
anything
February

Feb 2, 2005

JONES: I'LL DELETE CRU DATA RATHER THAN RELEASE IT

JONES and MANN discuss how to circumvent US and UK Freedom of Information Acts. JONES' solution: Delete the data. MANN'S solution: Claim intellectual property rights:

JONES: "The two MMs (McIntyre and McKirrick) have been after the CRU station data for years. If they ever hear there is a Freedom of Information Act now in the UK, I think I'll delete the file rather than send to anyone. Does your similar act in the US force you to respond to enquiries within 20 days? - our does I? The UK works on precedents, so the first request will test it. We also have a data protection act, which I will hide behind. Tom Wigley has sent me a worried email when he heard about it - thought, people could ask him for his model code. He has retired officially from UEA so he can hide behind that. IPR should be relevant here, but I can see me getting into an argument with someone at UEA who'll say we must adhere to it!"

Jan 29, 2004

JONES ON DALY'S DEATH: CHEERING NEWS

John Daly had discovered that solar cycles affected temperatures (see [SUN DETERMINED 9 Aug 1996]). Upon his death, JONES writes: "In an odd way this is cheering news!" [1075403821.txt]

2005

JONES: WE'VE GOT 25 YEARS WORK IN THE DATA; WHY SHOULD I GIVE IT?

JONES, whose research is publicly funded, claims ownership when asked to disclose his data and methods. From "The Dog Ate Global Warming" by Patrick J. Michaels: "Warwick Hughes, an Australian scientist, wondered where that '+1-' came from, so he politely wrote Phil Jones in early 2005, asking for the original data. Jones's response to a fellow scientist attempting to replicate his work was, 'We have 25 years or so invested in the work. Why should I make the data available to you, when your aim is to try and find something wrong with it?'"

"Reread that statement, for it is breathtaking in its anti-scientific thrust. In fact, the entire purpose of replication is to try and find something wrong..."

"Then the story changed. In June 2009, Georgia Tech's Peter Webster told Canadian researcher Stephen McIntyre that he had requested raw data, and Jones freely gave it to him. So McIntyre promptly filed a Freedom of Information Act request for the same data. Despite having been invited by the National Academy of Sciences to present his analyses of millennial temperatures, McIntyre was told that he couldn't have the data because he wasn't an 'academic.' So his colleague Ross McKirrick, an economist at the University of Guelph, asked for the data. He was turned down, too." [27]

Jan 17, 2003

MICHAEL CRICHTON AT CALTECH: IN SCIENCE CONSENSUS IS IRRELEVANT

"I want to pause here and talk about this notion of consensus, and the rise of what has been called consensus science. I regard consensus science as an extremely pernicious development that ought to be stopped cold in its tracks. Historically, the claim of consensus has been the first refuge of scoundrels; it is a way to avoid debate by claiming that the matter is already settled. Whenever you hear the consensus of scientists agrees on something or other, reach for your wallet, because you're being had."

CO2 EMISSIONS EVER

it has but it is only 7 years of data... it's been quite stable since 2000 or so... we can't."

"Let's be clear: the work of science has nothing whatever to do with consensus. Consensus is the business of politics. Science, on the contrary, requires only one investigator who happens to be right, which means that he or she has results that are verifiable by reference to the real world. In science consensus is irrelevant. What is relevant is [sic] reproducible results. The greatest scientists in history are great precisely because they broke with the consensus."

"There is no such thing as consensus science. If it's science, it isn't science. If it's science, it isn't consensus. Period." [145]. (A year later, Crichton's novel State of Fear is published.)

that it is the Sun that is chiefly responsible for the warming of the late 20th century... [93] and that it would be markedly less active in the coming half-century, resulting in global cooling.

Currently, 5 years later, that IAU prediction is holding firmly.

MANN: "Yeah, there is a freedom of information act in the U.S. and the contrarians are going to try to use it for all its worth. But there are also intellectual property rights issues, so it isn't clear how these sorts of things will play out ultimately in the U.S."

[107454306.txt]

Jul 2001 Oct 2001 Jan 2002 Apr 2002 Jul 2002 Oct 2002 Jan 2003 Apr 2003 Jul 2003 Oct 2003 Jan 2004 Apr 2004 Jul 2004 Oct 2004 Jan 2005

HOCKEY STICK ARRIVES ON STAGE

a graph created by Hubert Lamb, CRU's Warm Period, 1000 years earlier and the LIA were global phenomena, and a major theory. The hockey team needed to [27]

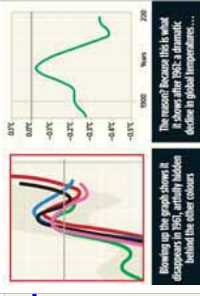
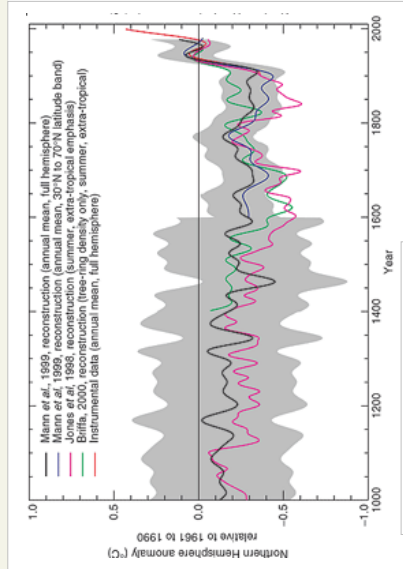
get rid of the Medieval Warm Period" (see Jun 03). Mann writes: "... addresses a good at it would be nice to try to 'contain' the

stick graph in MBH99. It flattens the MWP take it appear that temperatures were

inted Lead Author of Chapter 2, "Observed report, which substitutes Mann's hockey stick is featured prominently on page in's hockey stick, is discredited 2 years later it becomes de facto "proof" of purported age, and is given persistent prominence by ap are all key individuals party to the l, I data set from JONES and I from BRIFFA see (BRIFFA'S YAMAL 26.Sep.2009)]. For [36]; for explanations of other tampering and (MANN 1.Sep.1999).

ut, but the players remain the same, with MCINTYRE in 'IPCC AR4' [56]:

was Keith Briffa... The Team features up 92 mentions; BRIFFA 36 mentions; JONES 36 tion as Lead Author to publicize his own work."



Sep. 3, 2003

COOK: WE KNOW FOR CERTAIN WE KNOW NOTHING ABOUT TEMPERATURES BEFORE 1900

COOK e-mails BRIFFA with a suggestion for a new paper. "Northern Hemisphere Temperatures Over The Past Millennium: Where Are The Greatest Uncertainties?" written by himself, BRIFFA, Esper, OSBORN, D'Arrigo, BRADLEY, and possibly JONES and MANN. "[W]hat I am suggesting is strictly an empirical comparison of published 1000 year NH [northern hemisphere] reconstructions. "I think this is exactly the kind of study that needs to be done before the next IPCC [2007] assessment."

He suggests a range of topics, including "Describe the past work (Mann, Briffa, Jones, Crowley, Esper, yada, yada) and their data overlaps, and ends with the conclusion he says the paper will come to (note: expletives partially redacted):

"Without trying to prejudice this work, but also because of what I almost think I know to be the case, the results of this study will show that we can probably say a fair bit about < 100 year extra-tropical NH temperature variability (at least as far as we believe the proxy estimates), but honestly know f---k-all about what the > 100 year variability was like with any certainty (i.e. we know with certainty that we know f---k-all)." [062592331.txt]

Sep. 28, 2004

VON STORCH: TIME TO TOSS THE HOCKEY STICK

Andy Revkin of the New York Times tells OSBORN that von Storch (WIGLEY 24-Apr.2003) says it's time to dump the hockey stick and start over.

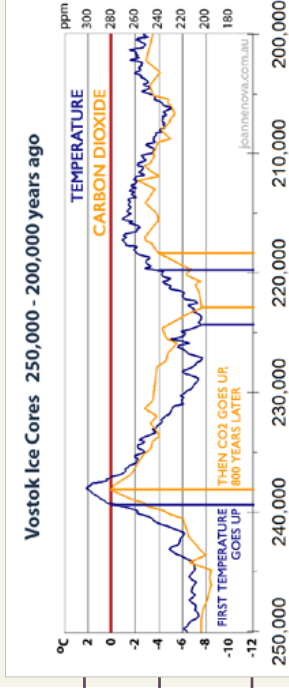
Revkin: "again, takeaway msg is that mann method can only work if past variability same as variability during period used to calibrate your method."

"so it could be correct, but could be very wrong as well. "by the way, von storch doesn't concur with osborn/briffa on the idea that higher past variability would mean there'd likely be high future variability as well (bigger response to gig forcing). he simply says it's time to toss hockeystick and start again, doesn't take it further than that." [0596382684.txt]

2003

CO2 DOES NOT DRIVE TEMPERATURE -- IT IS THE OTHER WAY AROUND: FIRST TEMPERATURE INCREASES THEN CO2 INCREASES

"In the 1990's the classic Vostok ice core graph showed temperature and carbon in lock step moving at the same time. It made sense to worry that carbon dioxide did influence temperature. But by 2003 new data came in and it was clear that carbon lagged behind temperature... After temperatures rise, on average it takes 800 years before carbon starts to move (see graph). The extraordinary thing is that the lag is well accepted by climatologists, yet virtually unknown outside these circles." [148]



Mar. 31, 2004

RUSSIAN INSTITUTE (DEC.2009): HADLEY CENTER PROBABLY TAMPERED WITH RUSSIAN CLIMATE DATA

DECEMBER 2009: "Climategate has already affected Russia... [T]he Moscow-based Institute of Economic Analysis (IEA) issued a report claiming that the Hadley Center for Climate Change... had probably tampered with Russian-climate data."

"Analysts say Russian meteorological stations cover most of the country's territory, and that the Hadley Center had used data submitted by only 25% of such stations in its reports. Over 40% of Russian territory was not included in global-temperature calculations..."

"The data of stations located in areas not listed in the ... UK (HadCRUT) survey often does not show any substantial warming in the late 20th century and the early 21st century." "IEA analysts say climatologists use the data of stations located in large populated centers that are influenced by the urban-warming effect more frequently than the correct data of remote stations."

"The IEA said it was necessary to recalculate all global-temperature data in order to assess the scale of such exaggeration." [74]

"What the Russians are suggesting here, in other words, is that the entire global temperature record used by the IPCC to inform world government policy is a crock... it has long been suspected that the CRU had been playing especially fast and loose with Russian - more particularly Siberian - temperature records. [See (JONES 31.Mar.2004)]." [75] [See [82] for more.)



Feb 2003 - Sep 2009

WIKIPEDIA'S CLIMATE DOCT

"Climate modeler and realclimate. the most used information source t when opposition to the claims of th Wikipedia site. He rewrote Wiki on the instrumental tempera global cooling. On Feb. 14, he Warm Period. In October, he tur politics of global warming and on d Singer, two of the world's most disti others that the band especially hat Center for Astrophysics, authorities

"Connelly 'created or rewrote and administrative status at Wikip more than 2000 Wikipedia cc administrator' status was revok unrelated dispute. [12]

Mar 11, 2003

THREATEN CLIMATE RESE

MANN-e-mails JONES. HL how all along, the plan wa: publish in peer-review jou papers from it or submit f doesn't get a new editor. S

On one hand, the team int journals, and on the other articles -- in this case a W main cause of climate chang (See {SUN DETERMINED

MANN: "They've already ac paper. There is nothing we c bring attention to this paper,

"This was the danger of in the 'peer-reviewed lite over a journal. So what do w 'Climate Research' as a legit encourage our colleague longer submit to, or cite consider what we tell or currently sit on the edit

JONES: "I will be emailin, more to do with it until CRU person is on the ed editor assigned by Hans

Hide



0.5

0

Apr 12, 1999 - Sep 22, 1999

SETTING THE STAGE FOR HIGH DRAMA AND INTRIGUE

In "Climategate Part 2 - A 2,000-page epic of science and skepticism," Terence Corcoran explains how BRIFFA and MANN butt heads over BRIFFA'S forthcoming paper, in which he "decided to mention uncertainties in tree-ring data while pushing the need for more work." [0923937760.txt]

Corcoran explains that BRIFFA was "struggling with Russian tree-ring results and the reports of Russian scientists on their difficulties. Their findings often contradicted the idea that the world is warmer today than hundreds or even thousands of years ago. Relatively high number of trees has been noted during 750-1450 A.D. There is no evidence of moving polar timberline in the north during the last century," wrote Rashit Hammetirov from Russia in October 1998. [0907975032.txt] -- implying that warming has been common in the past and nothing unusual was happening today.

"The reference to 750-1450 would appear to support the long-held scientific view on the existence of a Medieval Warm Period that might have been hotter than the 20th century. A couple of weeks later, another Russian, Eugene Vaganov, wrote in a paper saying that 'the warming in the middle of the 20th century is not extraordinary. The warming at the border of the 1st and 2nd millennia was [longer]... and similar in amplitude.' [0908297214.txt]. Mr. Briffa, in his Science paper, proposed his own 2,000-year record as an alternative to Mr. Mann's hockey stick... The paper raises issues that cast doubt on Mr. Mann's version of climate history.... When Mr. Mann saw the pre-publication version of Mr. Briffa's critical paper, he blew up...."

A series of heated e-mails ensue and it "appears, moreover, that Mr. Mann had interfered with the peer-review process of Mr. Briffa's article at Science magazine. One of Mr. Mann's associates, Raymond Bradley at the University of Massachusetts on April 19, wrote to Science editor Julia Uppenbrink, saying, 'I would like to disassociate myself from Mike Mann's view regarding the climate warming article. Mr. Bradley sends a blind copy of this email to Mr. Briffa.'" [See {BRADLEY 19 Apr. 1999}]

"The conflict eventually makes it up to Phil Jones, the head of CRU, who writes a stinging letter to Mr. Mann on May 6. 'You seem quite pissed off with us all in CRU... [Jones] then rips into Mr. Mann [accusing him] of 'slanging us all off to [the journal] Science.'" [A month later MANN offers an apology about which the hockey stick graph, sends a private response to Mr. Briffa: 'Excuse me while I puke...']

"At this point in the Climategate emails, the stage has been set for a decade of high drama. Over the next 10 years, the emails become a zone of internal conflict and external battles to suppress criticism, ridicule critics and resist all outside interference with the official science story they had assembled. The late 20th century was the warmest in history, and the next 100 years could be a climate nightmare." "The Mann technique of aggressive intervention in the peer-review process over Mr. Briffa's work sets the tone for what would become a major strategy as all the scientists within the IPCC loop waged war on any science and papers that contravened or questioned the official view." [1242]

Oct 5, 1999

HOW TO HIDE COOLING: DON'T USE THE DATA

BRIFFA had been using Yamal tree ring data since late 1996, but by November 1997, he is "struggling with results." [1241] His data shows cooling after 1960, while the instrument record shows warming. (See also [1142108839.txt] in {JONES 12.Aug.1996}). OSBORN attributes the discrepancy to a "non-temperature signal". They go from 1402 to 1995, although we **superimposed the series in 1960 because of the recent non-temperature signal** that is superimposed on the tree-ring data that we use." [0939154709.txt]

The problem is that "the **divergence raises the question** that if the tree-ring reconstructions could not read the higher temperatures of today, **how could they be sure** that there weren't higher temperatures throughout the last thousand years that have also gone undetected by the tree-rings." [1672] BRIFFA'S decline is raised at the {IPCC 1.Sep.1999} Arusha meeting, and to solve it, OSBORN advises MANN to remove all data after 1960 for the IPCC figure he is preparing, as explained by MCINTYRE (also see [60]):

"On Oct 5, 1999, Osborn (on behalf of Briffa) sent Mann a revised version of the Briffa reconstruction with more 'low-frequency variability ... a version that is identical up to 1960...' [7] his version had an even larger late-20th century decline than the version shown at the Tanzania Lead Authors' meeting. Nonetheless, the First Order Draft, sent out a few weeks later [see {FIRST

Apr 19, 1999

BRADLEY: NO CONSENSUS EVEN AT CRU, AND WE ARE NOT GATEKEEPERS

BRADLEY is so offended by some comments of MANN that he titles this e-mail "GENSORED!!!!" He also makes clear that there is no consensus even among UEA/CRU scientists, and doesn't like the "gatekeeper" role many have assumed.

BRADLEY: "I would like to disassociate myself from Mike Mann's view that 'xxxxxxxxxx' and that they 'xxxxxxxxxx'. I find this notion quite absurd. I have worked with the UEA group for 20+ years and have great respect for them and for their work. Of course, I don't agree with everything they write, and we often have long (but cordial) arguments about what they think versus my views, but that is life. **Indeed, I know that they have broad disagreements among themselves, so to refer to them as 'the UEA group', as though they all march in lock-step seems bizarre.**

"As for thinking that it is 'better that nothing appear, than something unacceptable to us'.... **as though we are the gatekeepers of all that is acceptable in the world of paleoclimatology seems amazingly arrogant.**" [0924532891.txt]

May 6, 1999

MANN WANTS GLORY

MANN to JONES, BRIFFA and others: "I trust that history will give us all proper credit for what we're doing here." [0926101576.txt]

Sep 22, 1999

MANN: I HAVE LESS CONFIDENCE IN MY OWN DATA THAN SOME THINK

MANN: "I should point out that Chris, through no fault of his own, but probably through ME not conveying my thoughts very clearly to the others, **definitely overstates any singular confidence I have in my own [Mann et al] series...**" [0938018124.txt]

Sep 22, 1999

BRIFFA: JUST AS WARM 1000 YEARS AGO

BRIFFA: "I believe that the recent warmth was probably matched about 1,000 years ago." [0938018124.txt]

Sep 1, 1999 - Sep 22, 1999

MANN: IPCC DOESN'T WANT TO UNDERMINE CONSENSUS

SEPTEMBER 1-3, 1999: IPCC Anusha meeting to consider the "zero-order draft" of TAR (MANN in attendance). [0929985154.txt] **SEPTEMBER 22, 1999:** MANN, JONES, BRIFFA, and FOLLAND (copy to KARL) discuss "IPCC Revisions." MCINTYRES 'IPCC AND THE TRICK':

"No minutes of this meeting are available, but Climategate

MES ON BOARD: "I LIKE THE IDEA. INCLUDE ME IN"

ategate Part 1 - A 2,000-page epic of science and skepticism". rked the paleoclimate work at CRU, and ultimately shook the eemingly out-of-the-blue email [089809393.txt] on June 17, Michael Mann to Phil Jones, then head of East Anglia's CRU centre. no mention had been made in the email cache of Michael Mann..

be happy to be on board. I think the opportunity for some direct between us (me, and you/im/keith) is ripe, and the plan to f contrast different approaches and data and synthesize the lts is a good one. Though sidetracked by other projects recently, I nitted to doing this with you guys, and to explore applications to asets with manufactured biases etc remains high priority. It sounds all fit into the proposal you mention. There may be some overlap we will eventually submit to NSF (renewal of our present funding); see a problem with that in the least.

laboration is officially in place, I think that sharing of codes, data, at be a problem. I would be happy to make mine available, though is: the most user friendly thing in the world.

e idea. Include me in, and let me know what you [r]eed from

t those words mean is hard to know. It must be science talk. What n the Climategate emails is that world climate science, and the emails, would never be the same thereafter. Mr. Mann [who had d his infamous paper [see. {MANN 1998}] quickly rose to be the ure in the paleoclimate effort.... The care of that paper was a would come to be known as the graphic "hockey stick" of the temperature over the past centuries.

ann on board, everybody else seemed to go overboard. In the on elbowed out Keith Briffa as the prime tree-ring guru. The Mann and the science work behind it, would end up consuming 'email hours over the next decade.' [1241]

DLING: BURY IT IN SOFTWARE "FUDGE FACTORS"

EP8_EPRO file's last edit), led, while atmospheric CO2 increased: the opposite of what should have o AGW theory. Buried in two CRU files or software code was what the d as a "fudge factor" and labeled "is VERY ARTIFICIAL correction for" shown below.

"ARTIFICIAL CORRECTION FOR DECLINE"*****

ys5 + 1904

-0.25,-0.30,-0.1,0.3,0.8,1.2,1.7,2.5,2.6,2.6,2.6,2.6,1]0.75, fudgefactor'
 establish a twenty-element array (yloc) comprising the year 1400 (base year
 d) and nineteen years between 1904 and 1994 in half-decade increments.
 'fudge factor' (from the valid) matrix) is applied to each interval... [Not only
 d to the upside later in the century (though certainly prior to 1960), but a few
 e being biased slightly lower..."] [22]
 [153], when the above "correction" is applied, it lowers the warm
 930s, and raises the cool temperatures after 1940, softening the 1940
 1981]]. (See [34] [35] [2] [153] for more information.)
 lip" has always been a problem. See (WIGLEY 27.Sep.09) where WIGLEY
 w to reduce the 1940 "warming blip." This time the solution is to try to
 atures as opposed to the above attempt to increase cool temperatures.

Apr 25, 1998
 RU PROGRAMMING CODE [DENSEPLUS188119602NETCDF.PRO] [23]
 ate from the file's last edit.)
 ote these comments from the programming code specifically say that
 file the CRU has temperature data going back to 440 and 1070, it only
 s data after 1400, that is, after the Medieval Warm Period that
 determines the Anthropogenic Global Warming (or man-made global
 arming) hypothesis.
 ve know the file starts at yr 440, but we want nothing till 1400, so we
 on skill lines (1400-440)/10 + 1 header line
 re now want all lines (10 yr per line) from 1400 to 1980, which is
 1980-1400)/10 + 1 lines
 ve know the file starts at yr 1070, but we want nothing till 1400, so we
 on skill lines (1400-1070)/10 + 1 header line
 re now want all lines (10 yr per line) from 1400 to 1991, which is
 1990-1400)/10 + 1 lines (since 1991 is on line beginning 1990)

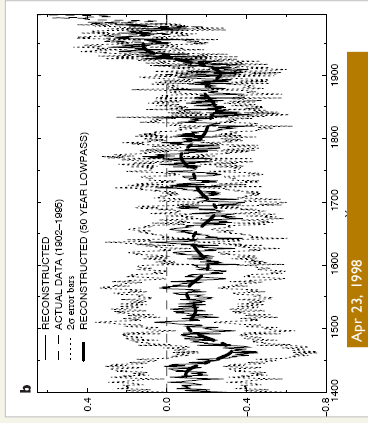
AINST ECONOMIC PROGRESS
 I - A 2000-page epic of science and
 future economic scenarios for the IPCC, "a
 received a draft version [0889554019.txt] of these
 the Golden Economic Age. It describes a period of
 by the economic structures that have been
 oration... The trouble with this Golden Economic Age
 natives were variations on slower growth... But the
 sions were a lot lower." [124:1]
 bjectives of reducing carbon emission, is a
 tion. In the [ClimateGate] emails, the scenarios
 nists who, for the most part, balk at the process. In
 g firm that "energy-economics models need to be
 sions between 1990 and 1999. In July, 1998,
 ner for Atmospheric Research, wrote to Wigley: 'I
 eted with general agreement but it appeared to
 rios should have a relationship to reality...
 ating authors for the IPCC's 2001 Synthesis Report,
 arbon concentration in the atmosphere could rise to
 free market A scenario, with temperatures rising

May 8, 2007
 RMING ALSO ON TRITON, NEPTUNE, MARS
 3: Global warming on Neptune's largest moon, Triton. [95]
 2007: Simultaneous global warming on Mars and Earth. [96]
 hatching, volcanic results from 1660 to 2004 [97]

correspondence on Sep 22-23 [0938018124.txt], 1999 provides some
 contemporary information about the meeting." [The] IPCC was already
 structuring the Summary for Policy-makers, and a proxy diagram
 showing temperature history over the past 1000 years was a 'clear
 favourite.'" [FOLLAND, 0938018124.txt]
 "[A] version of the proxy diagram was presented at the Tanzania
 meeting showing the late twentieth century decline...." "The emails show
 that the late 20th century decline in the Briffa reconstruction was
 perceived by IPCC as 'diluting the message', that everyone in the room at
 IPCC thought that the Briffa decline was a 'problem' and a 'potential
 distraction/detractor', that this was then the 'most important issue' in
 chapter 2 of the IPCC report and that there was 'pressure' on Briffa and
 other authors to show a 'nice tidy story' of 'unprecedented warming in a
 thousand years or more'"

"By this time, it appears [from the e-mails] that each of the three [IPCC]
 authors [Jones, Mann and Briffa] had experimented with different
 approaches to the 'problem' of the decline...." "[One] approach is
 perhaps evidenced in programming changes a week earlier [Sep 13-14,
 1999], in which programs in the osborn-trees6/mannioldpdir directory
 appear to show efforts to correct the calibration of the Briffa
 reconstruction, which may or may not be relevant to the eventual
 methodology to 'hide the decline'" (used by the IPCC, which is
 wording similar, but not identical, to that used by JONES two
 weeks later in [JONES 16.Nov.1999], as explained in [54]).
 "The final IPCC diagram (2.2.1) is shown... [IPCC 2001]] In this
 rendering, the Briffa reconstruction is obviously no longer a problem and
 a potential distraction/detractor" and does not "dilute the message".
 Mann has not given any 'fodder' to the skeptics, who obviously did not
 have a 'field day' with the decline." [54] [The main fiddle was to
 simply delete the offending data (see [HOW TO HIDE
 5.Oct.1999] and [IPCC 2001]).

Sep 13, 1999
 HOW TO HIDE COOLING: BURY IT IN SOFTWARE
 CRU PROGRAMMING CODE [CALIBRATE_CORRECTMXD.PRO]
 (Date from the file's last edit)
 ; No need to verify the correct and uncorrected versions, since these
 ; should be identical prior to 1920 or 1930 or whenever the decline
 ; was corrected onwards from. [23]



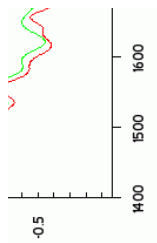
Apr 23, 1998
 THE HOCKEY STICK IS BORN
 MANN, BRADLEY AND HUGHES publish
 their hockey stick paper (MBH98) in
 Nature. However, the graph only goes
 back to 1400, which is after the Medieval
 Warm Period, so it only flattens the Little
 Ice Age. A year later, they publish a new
 version, MBH99, going back a thousand
 years and flattening the MWP, too. [43]

27 Oct. 1999] contained a new version of the proxy diagram, a version which contains the main
 elements of the eventual Third Assessment Report proxy diagram. [see [IPCC 2001]].
 "The diagram [right] shows the IPCC version of the Briffa reconstruction (digitized from the IPCC
 2001) compared to actual Briffa data [in 0939154709.txt]... "[The] decline [after 1960] in the
 Briffa reconstruction has, for the most part, been deleted from the IPCC proxy diagram [see
 green line in graph at right, and in close-up graph shown with [IPCC 2001]]." "Contrary to
 claims by various climate scientists, the IPCC Third Assessment Report did not disclose the deletion
 of the post-1960 values." "The deletion of the decline was repeated in the 2007 Assessment Report
 First Order and Second Order Drafts, once again without any disclosure." [54]
 OSBORN also advises MANN to try changing the baseline (i.e., to massage the data) if a
 decline prior to 1960 appears. "Indeed, if the non-temperature signal that causes the decline in
 tree-ring density begins before 1960, then a short 1931-60 period might yield a more biased result
 than using a longer, 1881-1960 period." [0939154709.txt]

Sep 23, 1999
 BRIFFA NOT HAPPY ABOUT CREATING "CONSENSUS" BY EXCLUDING DATA
 BRIFFA: "My concern was motivated by the possibility of expressing an impression of more
 consensus than might actually exist. I suppose the earlier talk implying that we should not
 'muddy the waters' by including contradictory evidence worried me." [0938125745.txt]

Nov. 16, 1999
 HOW TO HIDE COOLING: USE MANN'S "NATURE" TECHNIQUE
 JONES announces he's successfully used MANN'S "Nature trick" (used to create
 the controversial MBH98 temperature record (see [MCINTYRE Nov.2003]) and
 [MANN 23.Apr.98]) to hide a drop in proxy-based reconstructed temperatures.
 JONES: Subject: Diagram for WMO Statement
 "I've just completed Mike's Nature trick of adding in the real temps to each series for the
 last 20 years (ie from 1981 onwards) and from 1961 for Keith's to hide the decline."
 [0942777075.txt]
 See [36] for a full explanation of how this was done, and how the "trick" became
 part of the iconic hockey stick graph in the 2001 IPCC report; see [IPCC 2001].

Oct 27, 1999
 IPCC "FIRST
 ORDER DRAFT"
 OF 2001
 REPORT [54]



Apr 12, 2002
 HOCKEY STICK
 PRELIMINARY AI
 HUGHES, a co-a
 MBH99), express
 (also see [33]):
 HUGHES: "All of
 temperatures fo
 fewer data than
 anything like the ge
 indicates we need,
 lower-frequency co
 wrote, in the tre
 published estim
 beginnings of re
 Therefore, I acc
 should be treat

2000
 JUST SAY YOU DONT HAVE THE DATA EVEN IF YOU DO
 BRIFFA publishes BRIFFA2000 [156] which uses the now controversial Yamal tree
 ring measurement temperature data. In 1995 BRIFFA published that 1032 "was the
 coldest year of the millennium" however new data by Schweingruber showed "the
 opposite situation - a very warm 11th century". So in BRIFFA2000 he substituted his
 original data with the Yamal data without reporting the contradictory results. [157]
 "[This Yamal data was] used like crack cocaine by paleoclimatologists, and [is critical] in
 many spaghetti graph reconstructions ..." [158]
 Curious about this situation, MCINTYRE requests the data in 2006, but is refused.
 He finally obtains the data by luck in 2009 (see [MCINTYRE 26.Sep.2009]). In fact,
 as he explains, OSBORN even advised the editors of Science in 2006 that he (i.e.
 CRU) didn't "have any core measurement data" ... [though] the Climategate documents
 show that CRU had an extensive collection of Yamal measurement data ... Not only did
 CRU actually have Yamal measurement data (which it had had since the 1990s), the CRU
 letters showed that CRU had funded collection of the Yamal data (at least in part). [155]

2001
 UN FAO: EARTH WARMS AND COOLS EVERY 30 YE
 The UN Food and Agriculture Organization sought to u
 climate change on long-term fluctuations of commercial
 that several independent measures showed "a clear 55-
 (i.e. approx 30 year warming then cooling) over both si
 and long terms (1500 years). [146:] The report also hi
 current "latitudinal" - epoch of the 1970-1990s" is in its fi
 "meridional" epoch... is now in its initial stage." [146:2] Latid
 corresponded to warm periods and meridional circula

1998 - 2010
 STABLE, THEN COOLING, GLOBAL

DESPITE GREATEST MAN-MADE CO₂ (2009 DATA)

JONES (5 Jul 2005): "[T]he world had cooled from 1998. OK KELLY (26 Sep 2008): "[T]he [temperature] level has really TRENBERTH (12 Oct 2009): "The fact is that we can't see moment and it is a travesty that..."

	Oct 1997	Jan 1998	Apr 1998	Jul 1998	Oct 1998	Jan 1999	Apr 1999	Jul 1999	Oct 1999	Jan 2000	Apr 2000	Jul 2000	Oct 2000	Jan 2001	Apr 2001
1, 1997 TO PROTOCOL	<p>ARMING CLAIMS (report updated to 700 scientists in 2009)) [55]</p> <p>major aspects of the so-called 'consensus' on man-made global warming. These scientists, many of whom are current and former participants in IPCC... [55] [ClimateGate lets the public understand why scientists made the following comments back in 2007 or earlier:]</p> <p>the promotion of warming fears] is 'the worst scientific scandal in history.... When people come to know what the truth is, they will feel grow increasingly shrill, and increasingly hostile toward anyone who questions their authority.'</p> <p>rs: "The claims of the IPCC are dangerous unscientific nonsense." [55]</p> <p>: "Most leading geologists throughout the world know that the IPCC's view of Earth processes are implausible if not impossible." [60] publications: "It isn't necessary to list all the changes I have identified between what the scientists actually said and what the policy makers who amount to fraud. As an authority, the IPCC should be consigned to the scrapheap without delay." [65]</p> <p>logy at MIT: "Controlling carbon is kind of a bureaucrat's dream. If you control carbon, you control life." "[The IPCC] is not pages in conjunction with someone else... but ultimately, it is written by representatives of governments, of environmental organizations.... and current professor of entomology and tropical disease at the Pasteur Institute, who resigned from the IPCC and had to threaten legal "For twelve years, my colleagues and I have protested against the unsubstantiated claims that climate change is causing the disease [malaria] to cts, and perpetuate the lies." [55]</p> <p>te Climatologists, and current professor of environmental sciences at the University of Virginia: "Nowhere in the traditionally refereed refereed editorial by NASA climate fiend James E. Hansen in the Journal Climate Change - edited by Steven Schneider, of Stanford nest" about global warming." [55]</p> <p>ystem Science Center at the University of Alabama (Huntsville): "I was at the table with three Europeans, and we were having lunch. And so dramatic that the United States would just have to sign that Kyoto Protocol." [55]</p> <p>xpert with NOAA's National Hurricane Center, who resigned from the IPCC Fourth Assessment Report, charging the UN with if my expertise is relevant as having become politicized.... I personally cannot in good faith continue to contribute to a process that I view as both al documents submitted at the 1995 U.N. conference in Madrid vanished without a trace. As a result, the discussion was one-sided and heavily</p>														
1998	<p>PETITION: "NO CONVINCING SCIENTIFIC EVIDENCE" OF AGW; BY 2010, 31,486 SCIENTISTS SIGN</p> <p>The Petition Project is initiated in response to claims by Mr. Gore, the IPCC and others at Kyoto that the "science is settled - that an overwhelming consensus of scientists agrees with the hypothesis of human-caused global warming, with only a handful of skeptical scientists in disagreement." "In PhD scientist signers alone [more than 9,000], the project already includes 15-times more scientists than are seriously involved in the United Nations IPCC process." [154:] Of 31,486 scientists who have signed, 3,804 are trained in atmospheric, environmental, and Earth sciences; 935 in computer and mathematical methods; 5,812 in physics and aerospace sciences, and 4,821 in chemistry. [154:2]</p>														
May 7, 2000 to Sep 11, 2000	<p>CRU SOLICITS FUNDING FROM SHELL, BP AND ESSO</p> <p>Scientists questioning the CO2/man-made global warming (AGW) theory are routinely dismissed as being in the pay of Big Oil. However, in 2000, CRU not only solicited funding from Shell (after already trying BP and Esso [0947541692.txt]), but also considers a strategic partnership which would also give Shell a role in setting CRU's research agenda.</p> <p>KELLY meets with Shell several times, in the summer of 2000 and summarizes his discussions to HULME and ORIORDAN:</p> <p>"Mike and Tim Notes from the meeting with Shell International attached. Sorry about the delay. I suspect that the climate change team in Shell International is probably the best route through to funding from elsewhere in the organisation including the foundation as they seem to have good access to the top levels." [0968691929.txt] (Also see [0962818260.txt].)</p> <p>"What ensued was necessarily a rather speculative discussion with the following points emerging:</p> <p>"1. Shell International would give serious consideration to what I referred to in the meeting as a 'strategic partnership' with the TC, broadly equivalent to a 'flagship alliance' in the TC proposal. A strategic partnership would involve not only the provision of funding but some (limited but genuine) role in setting the research agenda etc.</p> <p>"2. Shell's interest is not in basic science. Any work they support must have a clear and immediate relevance to 'real-world' activities. They are particularly interested in emissions trading and CDM." [usa-syndall-shell-memo.doc]</p>														
Oct 10, 2000	<p>REAL OBJECTIVE OF IPCC ADMITTED: GLOBALIZATION</p> <p>KELLY explains to Paul Horsman of Greenpeace the purpose of the IPCC (Horsman is restating KELLY in this e-mail) [greenpeace.txt]:</p> <p>HORSMAN: "One particular thing you said - and we agreed - was about the IPCC reports and the broader climate negotiations were working to the globalisation agenda driven by organisations like the WTO [World Trade Organization]." (Also see [141].)</p>														
1998 - 2010	<p>DAVIES is Dean of the School of Environmental Sciences, University of East Anglia (he is presently Pro-Vice-Chancellor of UEA).</p>														
1998 - 2010	<p>HANSEN is Director of NASA GISS. He is custodian of the second most important temperature record used by the IPCC. It is now claimed because the CRU, GISS and NOAA GHCN global temperature records agree with each other, that CRU's dataset is reliable. However, the CRU e-mails reveal that CRU's record is unreliable (prompting a 3 year UK Met Office project to reassess 160 years' worth of temperature data [31]). Because they are consistent with it, the GISS and GHCN records are now also suspect. [50] CRU and GISS obtain almost all of their raw data from the GHCN: [50] [1255298593.txt] See [50] [60] [62] [77] [114] [132] [168] [171] for examples of why all 3 datasets are unreliable.</p>														
2001	<p>THIRD IPCC ASSESSMENT REPORT (TAR): THE</p> <p>In its 1990 report, the IPCC used the temperature first Director. [125], which showed the Medieval Little Ice Age 300 years earlier. Both the WWP an problem for the CO2/man-made global warming t eliminate them. And this is what was done. [361]</p> <p>In fact, DEMING was actually told that: "We must {MEDIEVAL WARM PERIOD 1995}. In {MANN 4, earlier point that Peck made w/ regard to the memo, th putative 'WWP...' " [1054736277.txt]</p> <p>On March 15, 1999, MANN publishes the hockey and LIA, and then turns dramatically skyward to m relatively stable in earlier centuries.</p> <p>By September 1, 1999 (or earlier) MANN is appol Climate Variability and Change," of the IPCC 2001 stick (shown here) for Lamb's 1990 graph. The ho 3 of the "Summary for Policymakers." Though Mar (see {MCINTYRE AND MCKITTRICK Nov.2003}), catastrophic CO2 induced man-made climate char Al Gore.</p> <p>The authors of the 4 data sets used in this gr CRU e-mails. There are 2 data sets from MANN (who is embroiled in his own hockey stick fiasco; an explanation of manipulations in this graph, see and a close-up [60], see {HOW TO: 5 Oct. 1999}.</p> <p>The hockey stick was not used in the 2007 report BRIFFA taking over from MANN, as explained by</p> <p>"The lead author for the millennial paleoclimate section prominently in the chapter - a search on Mann turns t mentions. Like MANN before him, BRIFFA used his pos</p>														
1998 - 2010	<p>From 1998 to 2004, JONES and Jean Palutik serve as Co-Directors of the University of East Anglia's CRU. In 2005 JONES becomes sole Director. He is also custodian of the CRU temperature record, the primary data set relied on by the IPCC. [19]</p>														

Mar 7, 1996 - Nov 12, 2009
PERIOD COVERED BY CRU E-MAILS
OTHER DOCUMENTS AND DATA FILES GO BACK TO
MAY 31, 1991 (AS PER THE FILES' LAST EDIT DATE)

Jun 12, 1996

WALL STREET JOURNAL, "A MAJOR DECEPTION OF GLOBAL WARMING,"
 BY FREDERICK SEITZ

"This IPCC report, like all others, is held in such high regard largely because it has been peer-reviewed. That is, it has been read, discussed, modified, and approved by an international body of experts. These scientists have laid their reputations on the line. But, this report is not what it appears to be -- it is not the version that was approved by the contributing scientists listed on the title page. In my more than 60 years as a member of the American scientific community, including service as president of both the National Academy of Sciences and the American Physical Society, I have never witnessed a more disturbing corruption of the peer-review process than the events that led to this IPCC report...."

"The following passages are examples of those included in the report as approved by the scientists but deleted from the supposedly peer-reviewed published version:

- None of the studies cited above has shown clear evidence that we can attribute the observed [climate] changes to the specific cause of increases in greenhouse gases.
- No study to date has positively attributed all or part [of the climate change observed to date] to anthropogenic [man-made] causes." [15]
- "A leading article in Nature (June 13 [1996]), while dismissive of IPCC critics, had to admit that 'phrases that might have been (mis)interpreted as undermining ... [IPCC] conclusions ... 'disappeared' in the revision process.'" [14]

"[Dr. Benjamin] Santer was lead author of Chapter 8 for the 1995 IPCC Report and involved in [this] major controversy. He altered contents of the Chapter so it agreed with the Summary for Policymakers (SPM) without consent of other authors." [13] "Santer ... has always taken full responsibility for making the actual changes, although he has not been forthcoming in revealing who instructed him to make such revisions and who approved them after they were made. He has, however, told others privately that he was asked [prevalled upon?] to do so by IPCC co-chairman John Houghton. ... [A] November 15 letter from the State Department ... [instructed] Dr. Houghton to 'prevail upon' chapter authors 'to modify their texts in an appropriate manner following discussion in Madrid.'" [14]

DECEMBER 12, 2009: UPDATE ON THE IPCC'S "PEER REVIEW" PROCESS

LORD CHRISTOPHER MONCKTON, REPORTING FROM THE COPENHAGEN IPCC CONFERENCE: "IPCC Chairman Rajendra Pachauri asked us to believe that the IPCC's documents were 'peer-reviewed'. Then he revealed the truth by saying that it was the authors of the IPCC's climate assessments who decided whether the reviewers' comments were acceptable. That -- whatever else it is -- is not peer review." [76]

Jun 17, 1998

MANIN CO

From "Climate
 "What really
 IPCC, was a s
 1998, from /
 Before then,
 Dear Phil,
 Of course I'll
 collaboration
 compare and
 different resu
 remain com
 synthetic dat
 like it would
 w/proposals
 etc. by I don't

Once the call
 etc. should n
 can't promise
 In short, I lik
 me (v, etc).
 cheers,
 Mike

"Exactly who
 is certain fro
 Climategate"
 just publish
 dominant fig
 graphic that
 presentation

"With Mr. M
 emails, he so
 hockey stick,
 thousands of

Sep 7, 1998

HOW TO HIDE COO
 (Date from BRIFA_S

After 1940, Earth too
 happened according to
 programmer describer
decline. This code is
 ***** APPLIES A VERY
 Yloc=[1400,findgen(19



The real shape of the last 2000 years

was never
 studied

0.6



FOUNDER: TRUTH DOESN'T
 -AT PEOPLE BELIEVE

under of Greenpeace): "It
 is true, it only matters what
 re... You are what the media
 Greenpeace] became a myth,
 ting machine." [90] [135]

1992

AL GORE'S CONSENSUS?

AL GORE: "Only an insignificant fraction of scientists deny the global warming crisis. The time for debate is over. The science is settled." [80]

GALLUP POLL: 83% of scientists actively involved in global climate research did not believe global warming had occurred or weren't sure (63% and 30% respectively). Only 17% thought global warming had begun." [80]

GREENPEACE POLL: "47% of climatologists didn't think a runaway greenhouse effect was imminent; only 36% thought it possible and a mere 13% thought it probable." [80]

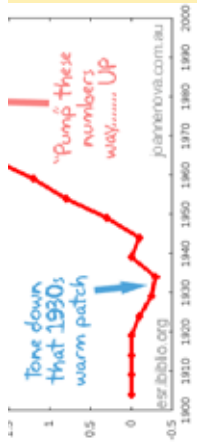
Also see (CRICHTON 17 Jan. 2003):

1995

MEDIEVAL WARM PERIOD: "WE HAVE TO GET RID OF IT"

A major problem for the Anthropogenic (i.e., Man-made) Global Warming theory is the Medieval Warm Period of a thousand years ago. The MWP was a time when global temperatures were much warmer than today's. Indeed, "more than 700 scientists from 400 institutions in 40 countries have contributed to peer-reviewed papers providing evidence that the Medieval Warm Period, which the IPCC has tried to deny, was real, global, and warmer than the

Value=[0.0,0.0,0.0,-0.1, ...]
 "These two lines of code but not sure why needed. Then the corresponding are temperatures biased mid-century intervals or As seen in the graph I warm peak [(GRAPH] and JONES discusses h reduce warm temper

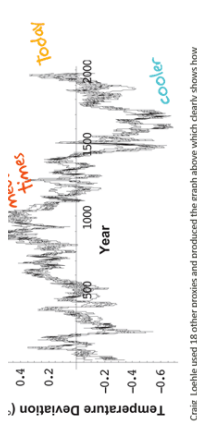


Nov 22, 1996
 SAVE TIME -- JUST MAKE UP THE TEMPERATURES
 GEOFF JENKINS (UK MET OFFICE) TO JONES: "Remember all the fun we had last year over 1995 global temperatures, with early release of information (via Oz), 'inventing' the December monthly value, letters to Nature etc etc? I think we should have a cunning plan about what to do this year, simply to avoid a lot of wasted time..."
 "We feed this selectively to Nick Nattall [Executive Director of UNEP] (who has had this in the past and seems now to expect special treatment) so that he can write an article for the silly season. We could also give this to Neville Nicholls [IPCC lead author, and Australian Met Bureau employee]?" [0848679780.txt]

Aug 9, 1996
 SUN DETERMINED AS MAJOR CLIMATE FACTOR: RESULTS SUPPRESSED
 "Dr. [John] Daly uncovered an eleven-year signal in the temperature data set from the island of Tasmania." [169] In a 1996 e-mail to the CRU, Daly explains: "The transform result shows a sharp spike at the 11 year point..." "It would appear that the [11 year] solar cycle does indeed affect temperature..." "I tried the same run on the [smoothed] CRU global temperature set..." [The 11-year pulse is still there..." [0839635440.txt]

"In his effort to correlate the data, Dr. Wigley concludes that the solar signal is strong enough to convince him that solar forcing is a major factor in climate change: (4) Causes. Here, ice cores are more valuable... But the main external candidate is solar, and more work is required to improve the 'paleo' solar forcing record and to understand how the climate system responds both globally and regionally to solar forcing." [0839858862.txt]

"What is significant about this paragraph is that it identifies the main cause of climate change as 'solar forcing,' not carbon dioxide (CO2). This fact was also kept secret. Remarkably, this was exactly what [Willie] Soon and [Sallie] Baliunas published in... [a] Climate Research paper [in 2003]. The solar correlation became a lightning rod. More than a dozen e-mails from the Jones Gang discuss how to discredit Soon and Baliunas." (See [11.Mar.2003 THREATEN CLIMATE RESEARCH]), [169]



Nov 22, 1996
 SAVE TIME -- JUST MAKE UP THE TEMPERATURES
 GEOFF JENKINS (UK MET OFFICE) TO JONES: "Remember all the fun we had last year over 1995 global temperatures, with early release of information (via Oz), 'inventing' the December monthly value, letters to Nature etc etc? I think we should have a cunning plan about what to do this year, simply to avoid a lot of wasted time..."
 "We feed this selectively to Nick Nattall [Executive Director of UNEP] (who has had this in the past and seems now to expect special treatment) so that he can write an article for the silly season. We could also give this to Neville Nicholls [IPCC lead author, and Australian Met Bureau employee]?" [0848679780.txt]

Aug 9, 1996
 SUN DETERMINED AS MAJOR CLIMATE FACTOR: RESULTS SUPPRESSED
 "Dr. [John] Daly uncovered an eleven-year signal in the temperature data set from the island of Tasmania." [169] In a 1996 e-mail to the CRU, Daly explains: "The transform result shows a sharp spike at the 11 year point..." "It would appear that the [11 year] solar cycle does indeed affect temperature..." "I tried the same run on the [smoothed] CRU global temperature set..." [The 11-year pulse is still there..." [0839635440.txt]

"In his effort to correlate the data, Dr. Wigley concludes that the solar signal is strong enough to convince him that solar forcing is a major factor in climate change: (4) Causes. Here, ice cores are more valuable... But the main external candidate is solar, and more work is required to improve the 'paleo' solar forcing record and to understand how the climate system responds both globally and regionally to solar forcing." [0839858862.txt]



During the MWP, Chaucer spoke of vineyards in northern England [128] [129]. "All over the city of London there are little memories of the vineyards that grew in the [MWP]." [137] "An agronomist at Virginia Tech suggests that if you are planning to start a vineyard, the roots of the vines cannot be exposed to temperatures below 25°F for the vine will die. Even though there were no thermometers at the time of Eric the Red, this gives us a benchmark for reference. In fact, the Smithsonian reports that there is evidence which supports the theory that the Viking colonies later collapsed as a result of a dramatically cooling climate." [78] (To learn more, see "On the Vikings and Greenland" [86]) Clearly these high MWP temperatures could not have been due to man-made CO2. [25] In general, warm periods have coincided with human prosperity and progress, while cool periods have coincided with suffering, disease, and famine. [70]

Following the MWP was the Little Ice Age: a time when the River Thames froze (evidenced in paintings and in social events held on the river [136]). The LIA proves Earth has been steadily warming for centuries (see [GLACIER FACTS 2008]), contradicting the claim that recent warming is anomalous. In addition, there was the 3,000 year Holocene Maximum of 7,000 years ago when temperatures were also significantly higher than today's. [138] [123]. Together, the HC, MWP, and LIA show that global temperatures fluctuate several degrees from natural causes with no ill-effects.

However, because the Medieval Warm Period and Little Ice Age were fatal to the AGW theory, the hockey team needed to erase them. With reference to this, David Deming, a geophysicist at the University of Oklahoma, wrote the following concerning a 1995 e-mail he received, and about which he has testified [58]:
 "They thought I was one of them, someone who would pervert science in the service of social and political causes. So one of them let his guard down. A major person working in the area of climate change and global warming sent me an astonishing email that said "We have to get rid of the Medieval Warm Period..." [59]

And this is what MANN'S 1999 hockey stick graph accomplished. [36] [127] Compare the temperature graph from the 1990 IPCC report with the one in the 2001 IPCC report (see [IPCC 1999] and [IPCC 2001]). The 2001 report used MANN'S now discredited hockey stick graph that flattened the MWP and LIA to make it appear that modern global temperatures were unusually high.

Despite MANN'S creativity, both OVERPECK and JONES remained convinced the MWP and LIA were real. In 2003 Overpeck wanted to "contain the putative 'MWP'" (see [OVERPECK 4 Jun.2003]), while in 2004, Jones contested MWP and LIA temperatures, based on feelings rather than facts:
 JONES: "[T]here is no way the MWP (whenever it was) was as warm globally as the last 2,0 years. There is also no way a whole decade in the LIA period was more than 1 deg C on a global basis cooler than the 1961-90 mean. This is all gut feeling, no science..." [1098472400.txt]

A warm peak in 1940 was another obstacle for AGW theorists, since it occurred before significant man-made CO2 emissions (see [GRAPH 1981]). A programmer's notation in the CRU software (see [HOW TO HIDE 7.Sep.1998]) to "Apply a VERY ARTIFICIAL correction for decline" appears to reveal the CRU's method for erasing the problem: "The recorded peak was artificially lowered, and subsequent temperatures hiked. [153]

ung
 : [The promised Smith's
 it's
 g
 ations,
 "From
 1990."
 ories
 h].
 at were
 ear this
 ted
 more i
 em.
 tions
 acs. The
 a place
 ing
 not
 ked like
 [168:1]

Aug 12, 1996
 JONES: ICE CORES VERY UNRELIABLE AND TREE RINGS LESS THAN 50% RELIABLE FOR DETERMINING PAST TEMPERATURE
 JONES [0839858862.txt]: "I am disturbed by how some people in the paleo community try to oversell their product.... Climate variance explained by the proxy variable--close to zero for ice core isotopes, up to 50% for tree rings, somewhere in between for most other indicators."

Also see [1142108839.txt], an 11.Mar.2006 e-mail from Richard Alley (of Pennsylvania State University) to JONES, BRIFFA, and others, in which he summarizes the NRC's skepticism towards "the ability of proxies to detect warming above the level of a millennium ago." Alley mentions that "one of the committee members was asking each presenter whether the presenter believed that temperatures could be reconstructed for 1,000 years ago within 0.5 C, and that the presenters were answering with some qualified version of 'no.'" He also summarizes the many problems with using tree rings for determining temperature.

Aug 12, 1996
 JONES: ICE CORES VERY UNRELIABLE AND TREE RINGS LESS THAN 50% RELIABLE FOR DETERMINING PAST TEMPERATURE
 JONES [0839858862.txt]: "I am disturbed by how some people in the paleo community try to oversell their product.... Climate variance explained by the proxy variable--close to zero for ice core isotopes, up to 50% for tree rings, somewhere in between for most other indicators."

Also see [1142108839.txt], an 11.Mar.2006 e-mail from Richard Alley (of Pennsylvania State University) to JONES, BRIFFA, and others, in which he summarizes the NRC's skepticism towards "the ability of proxies to detect warming above the level of a millennium ago." Alley mentions that "one of the committee members was asking each presenter whether the presenter believed that temperatures could be reconstructed for 1,000 years ago within 0.5 C, and that the presenters were answering with some qualified version of 'no.'" He also summarizes the many problems with using tree rings for determining temperature.

Aug 12, 1996
 JONES: ICE CORES VERY UNRELIABLE AND TREE RINGS LESS THAN 50% RELIABLE FOR DETERMINING PAST TEMPERATURE
 JONES [0839858862.txt]: "I am disturbed by how some people in the paleo community try to oversell their product.... Climate variance explained by the proxy variable--close to zero for ice core isotopes, up to 50% for tree rings, somewhere in between for most other indicators."

Mar 1, 1998
 CARBON ECONOMICS 2: A STACKED DECK
 As Terence Corcoran explains in "Climategate Part skepticism," CRU became involved with developing loaded ideological exercise. In March 1998, Mike Hulme 100-year forecast scenarios. [The AI scenario is called 'rapid and successful economic development,' brought on successful in the past: free markets, global free trade, imm... is that it produced a lot of carbon emissions... The alter good news, from the IPCC perspective, is that carbon emis

"The upshot of these scenarios, based on IPCC deck stacked against free markets and globalize made their way through a barrage of comment from size one small sample, Tom Wigley wrote to Mike Hulme telling revised because they fail to take into account actual emi: David Schimel, a climate scientist at the U.S. National Ce came this issue at the scoping meeting... where it was gre come as a complete surprise to many that scen

"In the end, Mike Hulme appeared as one of the contrib including various 100-year scenarios. It concluded that a 1,250% above the pre-industrial year of 1750 under the as much as 5.8 degrees Celsius.
 "Capitalism dearly ruins everything" [124:1] (See

Jun 24, 1998
 GLOBAL WA
 JUNE 24, 1998
 JANUARY 26,
 MAY 8 1998

Aug 12, 1996
 JONES: ICE CORES VERY UNRELIABLE AND TREE RINGS LESS THAN 50% RELIABLE FOR DETERMINING PAST TEMPERATURE
 JONES [0839858862.txt]: "I am disturbed by how some people in the paleo community try to oversell their product.... Climate variance explained by the proxy variable--close to zero for ice core isotopes, up to 50% for tree rings, somewhere in between for most other indicators."

Also see [1142108839.txt], an 11.Mar.2006 e-mail from Richard Alley (of Pennsylvania State University) to JONES, BRIFFA, and others, in which he summarizes the NRC's skepticism towards "the ability of proxies to detect warming above the level of a millennium ago." Alley mentions that "one of the committee members was asking each presenter whether the presenter believed that temperatures could be reconstructed for 1,000 years ago within 0.5 C, and that the presenters were answering with some qualified version of 'no.'" He also summarizes the many problems with using tree rings for determining temperature.

Aug 12, 1996
 JONES: ICE CORES VERY UNRELIABLE AND TREE RINGS LESS THAN 50% RELIABLE FOR DETERMINING PAST TEMPERATURE
 JONES [0839858862.txt]: "I am disturbed by how some people in the paleo community try to oversell their product.... Climate variance explained by the proxy variable--close to zero for ice core isotopes, up to 50% for tree rings, somewhere in between for most other indicators."

Also see [1142108839.txt], an 11.Mar.2006 e-mail from Richard Alley (of Pennsylvania State University) to JONES, BRIFFA, and others, in which he summarizes the NRC's skepticism towards "the ability of proxies to detect warming above the level of a millennium ago." Alley mentions that "one of the committee members was asking each presenter whether the presenter believed that temperatures could be reconstructed for 1,000 years ago within 0.5 C, and that the presenters were answering with some qualified version of 'no.'" He also summarizes the many problems with using tree rings for determining temperature.

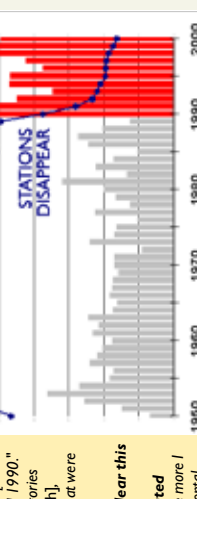
1995
 CARBON ECONOMICS 1: CARBON TRADING FORECAST TO BE THE WORLD'S LARGEST NON-FINANCIAL COMMODITY
 "Carbon emissions have been traded, albeit at minor levels, in the over-the-counter (OTC) market since the 1990s." [134] "According to the World Bank, turnover of carbon trading doubled from \$63 billion in 2007 to \$126 billion in 2008." [131:1]

"Bart Chilton, head of the energy and environmental markets advisory committee of the Commodity Futures Trading Commission... has predicted that within five years a carbon market would dwarf any of the markets his agency currently regulates: 'I can see carbon trading being a \$2 trillion market. The largest commodity market in the world.'" [131:1]

"Richard L. Sandor, chairman and chief executive officer of Climate Exchange Plc, which owns the world's biggest carbon dioxide exchange in London, sees an even larger market: "We're going to see a worldwide market, and carbon will unambiguously be the largest non-financial commodity in the world. He predicted trades eventually will total \$10 trillion a year. "In other words, carbon trading will be bigger than oil, and even the promise of a market that massive and lucrative represents a major vested interest. As Bart Chilton says: "This issue is too important to our economy and to our world, and we need to get this right from the get-go. The get-go starts with the science. If there is no evidence that we need to curtail carbon, there is no need to trade it." [131:1]

Aug 12, 1996
 JONES: ICE CORES VERY UNRELIABLE AND TREE RINGS LESS THAN 50% RELIABLE FOR DETERMINING PAST TEMPERATURE
 JONES [0839858862.txt]: "I am disturbed by how some people in the paleo community try to oversell their product.... Climate variance explained by the proxy variable--close to zero for ice core isotopes, up to 50% for tree rings, somewhere in between for most other indicators."

Also see [1142108839.txt], an 11.Mar.2006 e-mail from Richard Alley (of Pennsylvania State University) to JONES, BRIFFA, and others, in which he summarizes the NRC's skepticism towards "the ability of proxies to detect warming above the level of a millennium ago." Alley mentions that "one of the committee members was asking each presenter whether the presenter believed that temperatures could be reconstructed for 1,000 years ago within 0.5 C, and that the presenters were answering with some qualified version of 'no.'" He also summarizes the many problems with using tree rings for determining temperature.



Aug 12, 1996
 JONES: ICE CORES VERY UNRELIABLE AND TREE RINGS LESS THAN 50% RELIABLE FOR DETERMINING PAST TEMPERATURE
 JONES [0839858862.txt]: "I am disturbed by how some people in the paleo community try to oversell their product.... Climate variance explained by the proxy variable--close to zero for ice core isotopes, up to 50% for tree rings, somewhere in between for most other indicators."

1976 - 2000 TEMPERATURES WARMING GLOBALLY (2009 DATA)


1990 Oct 1991 Jan 1992 Jan 1993 Jan 1995 Apr 1995 Jul 1995 Oct 1995 Jan 1996 Apr 1996 Jul 1996 Oct 1996 Jan 1997 Apr 1997 Jul 1997

1990
ACTION IS ALREADY
bruary, 1990). Bert
s that the fossil fuel
"be addressed now,"
gy transfer that will
veloping ones.

1992
IPCC SUPPLEMENTARY REPORT
THE UNFCCC IS CREATED
Creation of the United Nations
Framework Convention on
Climate Change, "a body that
supports the operation of a treaty of
the same name and that treaty asserts
that manmade emissions of carbon
dioxide cause warming." [130]

1995
SECOND IPCC ASSESSMENT REPORT
As with the IPCC's 1990 report, key lead authors and other contributors to the
report include senior staff from the UK Meteorological Office and CRU. [130]
SANTNER was responsible for a highly controversial rewriting of key passages in
the 1995 IPCC report (see (WALL STREET JOURNAL 12,Jun.1996)).
BEFORE: "No study to date has positively attributed all or part [of observed climate
change] to anthropogenic causes." - IPCC 1995 [126]
BEFORE: "When will an anthropogenic effect on climate be identified? It is not surprising
that the best answer to this question is, "We do not know." -- IPCC 1995 [126]
AFTER: "The body of ... evidence now points to a discernible human influence on global
climate." -- IPCC 1995 (rewrite) [126]

1995
report include
office and CRU [130].
from the 1990 IPCC
amb, CRU's first
arm Period of 1000
s ago, which, as
: Proof that Global
]ena and major
arming theory, so
which is what
shed. [36] [127] See
ure graph in 2001
k graph (see
) that flattened the
ard in the mid-
hat global



Dec 20
KYO

Dec 20, 2007

U.S. SENATE REPORT: OVER 400 PROMINENT SCIENTISTS DISPUTE MAN-MADE GLOBAL W.
"Over 400 prominent scientists from more than two dozen countries recently voiced significant objections to n
the UN IPCC (Intergovernmental Panel on Climate Change), criticized the climate claims made by the UN IPCC
• Kiminori Itoh, IPCC expert reviewer, and award-winning environmental physical chemist: "[Th
deceived by science and scientists." [55]
• Kenneth Green (2009), IPCC expert reviewer: "[W]e can expect climate crisis industry to
• Vincent Gray, IPCC expert reviewer of report drafts since 1990, and author of over 100 page
• Tom Segalstad (2009), former IPCC expert reviewer, and geologist at the University of Oslo
• Philip Lloyd (2009), IPCC co-coordinating lead author, and author of over 150 peer reviewed
wrote the Summary for Policy Makers said they said. **The process is so flawed that the result is tant**
• Richard Lindzen, former IPCC lead author, and current Alfred P. Sloan professor of meteor
2,500 people offering their consensus, I participated in that. Each person who is an author writes one or two
industrial organizations, each seeking their own benefit." [55]
• Paul Reiter, former malaria expert at the Centers for Disease Control and Prevention, and c
action to have his name removed: "That is how they make it seem that all the top scientists are agreed."
spread." "We have done the studies and challenged the alarmists - but they continue to ignore the fa
• Patrick J. Michaels, IPCC expert reviewer, past president of the American Association of St
[i.e., peer reviewed] scientific literature do we find any support for Gore's hypothesis. Instead, there's an un-
University, who said in 1989 that scientists had to choose the right balance between being effective and ha
• John Christy, IPCC lead author, professor of atmospheric science and director of the Earth S
they were talking about their role as [IPCC] lead authors ... [and] how they were trying to make the report
• Christopher W. Landsea, IPCC author and reviewer, atmospheric scientist, and hurricane e
falsifying hurricane science: "I am withdrawing because I have come to view the part of the IPCC to whic
being motivated by pre-conceived agendas and being scientifically unsound." [55]
• Andrei Kapitsa, Russian geographer and Antarctic ice core researcher: "A large number of critic
biased, and the UN declared global warming to be a scientific fact." [161]

1993 - 1998

DAVIES is Director of University of East
Anglia's CRU and custodian of its
temperature record, which is the primary
data set relied on by the IPCC. [19]

University
odian of
primary
[19]

ARS IN THE MAKING

JUST AS A LITTLE FIRE BURNS A LOT OF WOOD."

— HAZRAT ALI (D. 661)

WHO [8, 38]

IMATIC RESEARCH UNIT, UNIVERSITY OF EAST ANGLIA -- ENG
ES: director; custodian of CRU temperature set; contributor to IPCC.
IFFA: deputy director; lead author of the millennial paleoclimate section,
- report.

DAVIES: former director; current pro-vice chancellor UEA;
RYN HARRIS: researcher, programmer.
LY: fellow; leading climate scientist.

ORN: academic fellow; specialist in climate modeling.
ICE HADLEY CENTRE FOR CLIMATE CHANGE -- ENG
ILLAND: research fellow; former head Met Office Hadley Centre Climate
and Forecasting Group; IPCC author and editor.

TYNDALL CENTRE FOR CLIMATE CHANGE RESEARCH -- ENG
ME: director; fellow; professor of climate science: UEA.
HELL: present [1997-2004]; PhD: 2001; UEA (supervised by Mike Hulme)
sibly software author. "Harry" (of HARRY_READ_METXT) was analyzing

SD) NATIONAL AERONAUTICS AND SPACE ADMINISTRATION:
INSTITUTE FOR SPACE STUDIES, COLUMBIA UNIVERSITY -- USA
NSEN: director.
HMIDT: climatologist; modeler; co-founder of realclimate.org.

CD) NATIONAL OCEANIC AND ATMOSPHERIC ADMINISTRATION:
AL CLIMATIC DATA CENTER -- USA
KARL: director.
WAHL: physical scientist; paleoclimatology. [104]

NATIONAL CENTER FOR ATMOSPHERIC RESEARCH -- USA
ENBERTH: head of climate analysis section; lead author of the 1995, 2001,
PCC reports. [102]
MMANN: scientist; climate and global dynamics; co-founder realclimate.org.

PENNSYLVANIA STATE UNIVERSITY -- USA
E. MANN: director Earth System Science Center; lead author of the hockey
; co-founder of realclimate.org.

UNIVERSITY CORPORATION FOR ATMOSPHERIC RESEARCH - USA
LEY: senior scientist; former director and current visiting fellow: CRU.

Jun 1988

WMO AND UNEP ESTABLISH THE INTERGOVERNMENTAL PANEL ON CLIMATE CHANGE (IPCC).

1 INTRIGUE

INTERFERENCE WITH PEER REVIEW PROCESS TO SUPPRESS RESEARCH JEOPARDIZING THE "CONSENSUS" ABOUT AGW (ANTHROPOGENIC GLOBAL WARMING OR MAN-MADE GLOBAL WARMING)

WORDS TO PONDER

"[T]o capture the public's imagination ... we have to offer up some scary scenarios, make simplified dramatic statements and little mention of any doubts one might have... Each of us has to decide the right balance between being effective, and being honest." -- STEPHEN SCHNEIDER (1989), contributor to all four IPCC reports. [88]

"Isn't the only hope for the planet that the industrialized civilizations collapse? Isn't it our responsibility to bring that about?" -- MAURICE STRONG (1990), founder of the UN Environment Program [91]

"The [observed] data don't matter' ... The data don't matter' ... Besides, we're not basing our recommendations [for immediate reductions in CO2 emissions] based upon the data; we're basing them upon computer models." -- CHRIS FOLLAND (1991) of the UK Met Office. [162]

"Unless we announce disasters no one will listen." -- JOHN HOUGHTON (1994), first co-chair of the IPCC WGI. [89]

"If you put tamponade into a computer, nothing comes out of it but tamponade. But this tamponade, having passed through a very expensive machine, is somehow ennobled and no one dares criticize it." -- PIERRE GALLOIS [163]

"There is no opinion, however absurd, which men will not readily embrace as soon as they can be brought to the conviction that it is generally adopted." -- ARTHUR SCHOPENHAUER [163]

"Nothing is more obstinate than a fashionable consensus." -- MARGARET THATCHER [163]

Nov 11, 1991

GREENPEACE CO-F
MATTER: ONLY W/

PAUL WATSON (fo
doesn't matter wha
people believe is tru
define you to be. [C
and a myth-genera



2 DECEPTION

MANIPULATION OF SCIENTIFIC DATA AND PUBLIC INFORMATION TO STRENGTHEN THE CASE FOR AGW AND SUPPRESS CONTRARY EVIDENCE

1990

THE WANG AFFAIR AND JONES' URBAN HEAT ISLAND EFFECT PAPER [48]

JONES is the lead author of a September 1990 paper that concludes there is no relevant urban heat island effect [16]

1981

JAMES HANSEN HAS A GOOD YEAR

JAMES HANSEN becomes Director of NASA Goddard Institute for Space Studies, a position he still holds, and shortly thereafter publishes GISS' first global temperature analysis, "Climate Impact of Increasing Atmospheric Carbon Dioxide," in the journal Science. The basic temperature analysis scheme published and used by GISS was defined by HANSEN in the late 1970s. [18] The GISS global temperature record is one of 4 global temperature records now used by the IPCC, the primary being the CRU record. However, both obtain most of their raw data from NOAA's GHCN dataset. [50]

HANSEN provides his upcoming paper to the New York Times, which runs a front page story about alleged man-made global warming on August 22, 1981. [5] [152]

1981 is HANSEN'S turning point: it is the year he assumes the directorship of NASA GISS, defines a new influential global temperature record model (of which he is custodian) based on his own work, and becomes a front page celebrity.

1981

According to a graph (shown) in HANSEN'S 1981 paper, "Climate Impact of Increasing Atmospheric Carbon Dioxide," Earth:

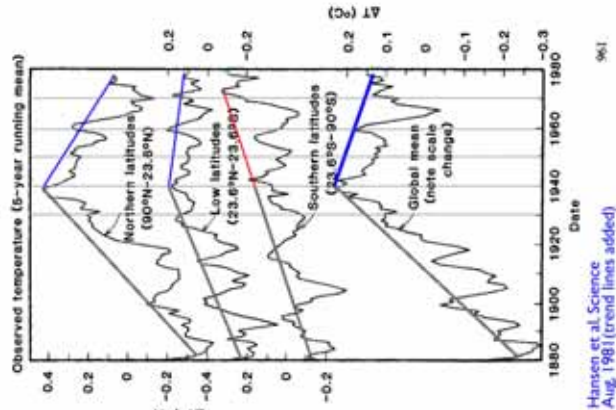
- a) Warmed from 1880 to 1940 (60 years), before any significant man-made CO2 emissions;
- b) Cooled from 1940 to 1980 (40 years), despite the greatest increase in man-made emissions of CO2 up to that date, due to the post war economic boom.

Regardless of a previous warming trend of 60 years, and being 40 years into a cooling trend, it was decided at the July, 1979 conference that the Earth was again undergoing warming, and that CO2 was to blame. How? How could HANSEN have predicted a warming trend at this time, the late 1970s, when his own data didn't show it? Only years later, once a seeming trend had set in, was it declared that Earth was in a warming period. Was this a coincidence? Was HANSEN lucky? Are we to believe that "simple climate model[s]" [133] constructed 30 years ago let Hansen et al accurately predict global warming and attribute it to CO2, when these, and later, more sophisticated models run on powerful super-computers, all failed to predict the global cooling that has been happening for more than a decade now (despite ever-higher levels of atmospheric CO2)?

Or: is it as Syun-ichi Akasofu, former director of the world-leading International Arctic Research Center at the University of Alaska, and author of over 500 articles, explained in September 2007: "[N]o supercomputer, no matter how powerful, is able to prove definitively a simplistic hypothesis that says the greenhouse effect is responsible for warming." [92]

In fact, after 12 years of cooling, one hockey stick researcher flatly states today that it is a "travesty" models cannot account for the cooling (see [TRENBERTH 12, Oct. 2009]). If these models cannot explain the cooling, it stands to reason they cannot explain the warming, because unknown factors changing the climate are overwhelming the known.

Yet, while only a handful of scientists agreed with the 1979 conference conclusions or HANSEN'S 1981 position, the news media ignored all other points of view, and championed Hansen's CO2 induced warming, giving him front-page billing. Why?



Hansen et al. Science Aug. 1981 (trend lines added)

Wang publishes another paper using the very same Eastern China data, concluding that there is a significant UHI effect and temperature studies must take into account to avoid skewing results in favor of warming. [47] (Also see [WIGLEY 11, Nov. 09].)

Aside from producing contradictory conclusions, the data set used by the authors poses other problems. The 84 stations from which it allegedly derives were chosen because of a supposed history of "few, if any, changes in instrumentation, location or observation times." [48]

In February, 2007, mathematician Doug Keenan learns that data are available for only 35 of the stations, and of those, at least half have undergone substantial moves." [48] Keenan asks JONES about the source of location information of the other 49 stations. JONES replies that Wang "selected the stations...based on his extensive knowledge of those networks." [4] Keenan writes to Wang, who replies that Zhao-Mei Zeng (a co-author of [47]) has "hard copies of station histories." However, the authors, including Zeng, of a U.S. Department of Energy and Chinese Academy of Sciences study detail station moves note that the copies to which Wang referred were "not currently available." [49]

Later in 2007 Keenan publishes "The Fraud Allegation Against Some Climatic Research of Wei-Chyung Wang," setting out the matter, but despite an investigation by the University at Albany (where Wang is employed), the "hardcopies of station histories" are never produced. Neither are the results of the university's investigation. In his paper, Keenan notes that though JONES may not have known about the fraud in 1990, in 2001 he co-authored a study that "considered two meteorological stations in China (at Beijing and at Shanghai). This study correctly describes how the stations had undergone relocations, and it concludes that those relocations substantially affected the measured temperatures-in direct contradiction to the claims of Wang. Thus, by 2001, Jones must have known that the claims of Wang were not wholly true." [49]

"The [1990 JONES et al] paper has been the major evidence presented by JONES in all of the IPCC reports & dismiss the influence of urban change on the temperature measurements, and also has been used as an excuse for the failure to mention most of the unequivocal evidence that such urban effects exist. The paper was even dragged out again for the 2007 IPCC report." [39] In fact, determining the UHI is not complicated at all. (See "Pickin' out the UHI in climatic temperature records - so easy a 6th grader can do it!" [61]. See also [149].)

On August 31, 2007 WIGLEY e-mails JONES that Keenan is correct: "Seems to me that Keenan has a valid point. The statements in the papers that he quotes seem to be incorrect statements, and that someone [Wang] at & very least) must have known at the time that they were incorrect." [1188557698.txt] [1241415427.txt]

3 SECRECY

REFUSAL TO DISCLOSE DATA AND SCIENTIFIC METHODOLOGIES, EVEN WHEN DOING SO VIOLATES FREEDOM OF INFORMATION LAWS

1989

US GLOBAL CHANGE RESEARCH PROGRAM ESTABLISHED WITH AN INITIAL BUDGET OF \$140 MILLION. (TODAY, \$2 BILLION IS SPENT ANNUALLY ON US CLIMATE RESEARCH)

"The Program is broad in scope, encompassing the full range of earth system changes, including climatic, volcanic, seismic, ecological, and biological changes... [and] addresses both natural phenomena and the effects of human activity. Global warming, an issue that has received much public attention this past year, is an important element of this Program."

"However, global warming has occurred in pre-industrial eras. The potential for future global warming, and the relative contributions of natural processes and human influences are still poorly known." "In FY 1989, funding for focused global change research activities totals \$133.9 million." [131:2]

Today research funding exceeds \$2 billion annually, as compared to \$23 million by Exxon over 10 years (just \$2 million per year). "In total, over the last 20 years, by the end of fiscal year 2009, the US government will have poured in \$3.2 billion for climate research--and another \$3.6 billion for development of climate-related technologies." [131:1] (See also [142].)

1989

UK MET OFFICE ESTABLISHES HADLEY CENTRE FOR CLIMATE PREDICTION: HAS CLOSE TIES WITH IPCC AND CRU

John Houghton, Director General of the UK's Met Office and chair of the IPCC Working Group I, is "instrumental in establishing the Met Office's offshoot the Hadley Centre for Climate Prediction." [130]

"The Hadley Centre has a very close relationship with the IPCC on several fronts. In conjunction with the Climatic Research Unit (CRU) of

1990

75% OF WORLD TEMPERATURE STATION DISAPPEAR FROM NOAA'S GHCN DATA: REMAINING STATIONS HAVE WARM BIAS

In January, 2010, TV stations (KUSI) of San Diego meteorologist Joseph D'Alco break the news global surface station based data is seriously compromised by major station dropout." "Programmer E.M. S analysis of NOAA's GHCN found they systematically eliminated 75% of the work stations with a clear bias towards removing higher latitude, high altitude and rural local all of which had a tendency to be cooler." "6,000 stations [i] dropped rapidly to 1500 around [171]" Average temperatures for the station category jumped when the stations dropped out. [See graph suggesting that it was mainly the colder stations that no longer in the record." [173:1]

"Smith says after awhile [sic], it became clear that it was not a random strange pattern he was finding, but a well designed and orchestrated manipulation process. The more I looked, the found patterns of deletion that could not be accidental. Thermometers moved from cold mountains to warm beaches; from Siberian Arctic to more southerly locations and from pristine rural locations to jet airport town and last remaining Arctic thermometer in Canada is in called "The Garden Spot of the Arctic," always mo away from the cold and toward the heat. I could believe it was so blatant and it clearly fool it was in support of an agenda. "Smith says." (Also see [172].)

March 9, 1980: "Scientists are reviving the controversial notion that millions of cubic miles of Antarctic ice can sometimes abruptly slip off the continent into the sea, resulting in extreme increases in global ocean levels and precipitating a **dramatic chilling of the world's climate.**" [2]

One year after headlining cooling, the New York Times flip-flops, and in an op-ed piece sets the terms of the **CO2-induced global warming** debate: "[B]y the time we were certain that a carbon dioxide induced climate change was occurring, it would be too late to prevent it." [6]

1980 Apr 1980 Jul 1980 Oct 1980 Jan 1981 Apr 1981 Jul 1981 Oct 1981 Apr 1982 Jul 1982 Oct 1982 Jan 1983 Apr 1983 Jul 1983 Oct 1983 Jan 1984 Apr 1984 Jul 1984 Oct 1984 Jan 1985 Apr 1985 Jul 1985 Oct 1985 Jan 1986 Apr 1986 Jul 1986 Oct 1986 Jan 1987 Apr 1987 Jul 1987 Oct 1987 Jan 1988 Apr 1988 Jul 1988 Oct 1988 Jan 1989 Apr 1989 Jul 1989 Oct 1989 Jan 1990

1980
IG SINCE 1940, AND NO CONSENSUS ON NATURE TRENDS, A NUMBER OF HOW CO2 SUPPOSEDLY IMPACTS LD BETWEEN 1978 AND 1980
 Individuals directly involved in the ClimateGate e-mails WIGLEY, and HANSEN attend these days prior to the IPCC. The same individuals were in the IPCC itself. [13]
1978: "Carbon Dioxide, Climate and Society," a report by WMO, UNEP and SCOPE. [10:1]
1979: First World Climate Conference World Meteorological Organization calls "on all fronts to understand climate change and to plan for it," or action to prevent future climate change." [5]

1980: "A conference in Villach, Austria, in 1980 the United Nations Environment Programme (UNEP), World Meteorological Organization (WMO) and the International Council for the Exploration of the Sea (ICES) also concluded that the potential threats were sufficient to warrant a programme of co-operation in research but that the uncertainties, the development of a management plan, assuming a doubling of CO2 by 2050, is that **eventually occur.**" [102]

1980: "[A conference] in Villach, Austria, in 1980 the United Nations Environment Programme (UNEP), World Meteorological Organization (WMO) and the International Council for the Exploration of the Sea (ICES) also concluded that the potential threats were sufficient to warrant a programme of co-operation in research but that the uncertainties, the development of a management plan, assuming a doubling of CO2 by 2050, is that **eventually occur.**" [102]

Aug 22, 1981

GLOBAL WARMING MAKES THE FRONT PAGE
 Global warming makes the front page after HANSEN provides a New York Times reporter with a preview copy of his paper. "Climate Impact of Increasing Atmospheric Carbon Dioxide" to be published in the Journal Science [4], in which he makes dramatic predictions about CO2 greenhouse effects [7].
"Many scientists were critical of the approach taken by HANSEN and others for damaging the integrity of science. According to [Spencer] Weart, 'respected scientists publicly rebuked Hansen, saying he had gone far beyond what scientific evidence justified.'" [5]

Oct 9, 1985

THE IPCC IS CONCEIVED
 A second conference in Villach, critical to placing the climate change issue firmly on the international political agenda and the subsequent establishment of the IPCC, concludes that the need for government action is more urgent than previously thought. According to a joint statement of the three organizing bodies: "As a result of the increasing concentrations of greenhouse gases, it is now believed that in the first half of the next century a rise of global mean temperature could occur which is greater than any in man's history."
 "Wendy E.J. Franz points out that these conclusions were far bolder than any that had gone before, and stood in stark contrast to the conclusion of a US National Research Council report, published just two years earlier in 1983, which advocated "caution not panic", and weighed in against the development of policies to limit CO2 emissions." [5]

According to John McLean, citing Franz's paper "The Development of an International Agenda for Climate Change," [170] "[T]his time the 100 attendees participated as individuals rather than representatives of their countries, and they were selected by the three sponsoring agencies."

"These agencies pressured the attendees for policy recommendations with the UNEP representative asking for a recommendation about moving away from fossil fuels, the WMO asking for clear statements about the state of knowledge and for advice to policy makers and the ICES asking for 'necessary policies at the national and international level'. **That one sponsoring organization was already asking for a movement away from fossil fuel and another asking for certain 'necessary' policies shows that they had decided on the conclusion even before the conference began.** But these were not the only ones. Franz says that the chairman, James Bruce, told the participants to 'develop a consensus statement on the present state of our scientific knowledge of increases in CO2 and other radiatively active gases, and the physical and socio-economic impacts, and to develop sound recommendations for action by countries and by international agencies, based on this scientific consensus.'" [130]

Authors of CRU e-mails, including JONES and WIGLEY, attended this conference. [13]

the University of East Anglia the Hadley Centre supplies the IPCC with a key temperature dataset ... Hadley Centre has also provided climate modelling for most, if not all of the IPCC's report. ... The pivotal chapter of the 2007 [IPCC] report, the chapter in which human activity was blamed for warming, had 53 authors of whom 10 were from the Hadley Centre. At one stage the IPCC even had offices in the Hadley Centre building." [130]

Jun 1988

WMO AND UNEP ESTABLISH THE INTERGOVERNMENTAL PANEL ON CLIMATE CHANGE (IPCC)
 "Bern Bolin, the first chairman of the IPCC, was already heavily committed to the notion of manmade warming, having worked previously for the UNEP, WMO, the Brundtland Report, the SCOPE 29 report (on which the first IPCC report was largely based) and, very crucially, having documented that the Villach conference reached a consensus that manmade emissions of carbon dioxide were to blame for variations in climate. [130]

"John Houghton, of the UK's Met Office and seemingly as much a believer in man-made warming as Bolin, [was] appointed to chair IPCC Working Group I, whose role was to look for evidence of climate change and attribute causes (as if that blame hadn't been predetermined)." [130]

Jun 1988

HANSEN: STOP WAFLING; OTHER SCIENTISTS REBUKE HANSEN
 "The present hysteria formally began in the summer of 1988, although preparations had been put in place at least three years earlier.... James Hansen, director of the Goddard Institute for Space Studies, in testimony before Sen. Al Gore's Committee on Science, Technology and Space, said, in effect, that he was 99 percent certain that temperature had increased and that there was some greenhouse warming. He made no statement concerning the relation between the two." [151] Afterwards, HANSEN tells journalists that it is time to "stop waffling, and say that the evidence is pretty strong that the greenhouse effect is here." [4] [5]

The media leap onto CO2-induced global warming, and the number of American newspaper articles about it rise tenfold in just one year. [4]

"The interest Hansen generated in the media was also well-timed with regard to a major conference held in Toronto at the end of June 1988 [the World Conference on the Changing Atmosphere] organised by scientists involved with the Villach and Bellagio workshops of 1987. This conference brought together 341 delegates, including 20 politicians and ambassadors, 118 policy and legal advisers and senior government officials, 73 physical scientists, 50 industry representatives and energy specialists, 30 social scientists and 50 environmental activists from 46 countries." [5] According to Franz, the conference's challenge to reduce CO2 emissions by about 20 percent of 1988 levels by 2004 had minimal scientific support. [5]

"Many scientists were critical of the approach taken by Hansen and others for damaging the integrity of science. According to [climate historian Spencer] Weart, 'respected scientists publicly rebuked Hansen, saying he had gone far beyond what scientific evidence justified.'" [5] See also [151].

1990

THIRD WORLD ECONOMIC COMPENSATION ON THE AGENDA
 At the third IPCC session (Washington, Fe Bolin (Chair IPCC Working Group I) states issue is "undoubtedly the critical one and must be required from developed countries to d [130]

1990

FIRST IPCC ASSESSMENT REPORT
 Lead authors and other contributors to the senior staff from the UK Meteorological Office
 The temperature graph shown in Figure 7c.1 report. This graph was created by Hubert L Director [125], and shows the Medieval Warming 700 years ago and the Little Ice Age of 300 years ago and the Little Ice Age of 300 years ago and the Little Ice Age of 300 years ago. David Evans explains in his article "A Simple Warming Is Not Man-Made" is just that. [25]

Both the MWP and LIA were global phenon problems for the CO2/man-made global wa the hockey team needed to eliminate them, MANN'S 1999 hockey stick graph accomplis {MEDIEVAL WARM PERIOD 1995).
 As a result, the IPCC replaced its temperat with MANN'S now discredited 'hockey stick {MCINTYRE AND MCKITRICK Nov 2003}; MWP and LIA, and turned dramatically upw: twentieth century, creating an impression d temperatures had previously been stable.

1978 - 1993

WIGLEY is Director of the University of East Anglia's CRU, and a part of its temperature record, the primary data set relied on by the IPCC

CLIMATEGATE: 30 YEARS

"A LITTLE TRUTH REPELS MUCH FALSEHOOD, JULIUS CAESAR"

A STORY OF INTRIGUE, DECEPTION AND SECRECY

On November 17, 2009 some 3,000 e-mails, software files, and other documents from the University of East Anglia's Climatic Research Unit were covertly released onto the internet. In his November 28, 2009 telegraph.co.uk article "Climate Change: This is the Worst Scientific Scandal of Our Generation," Christopher Booker summarized the far-reaching ramifications of what was exposed in these documents:

The reason why even the Guardian's George Monbiot has expressed total shock and dismay at the picture revealed by the documents is that their authors are not just any old bunch of academics. Their importance cannot be overestimated. What we are looking at here is the small group of scientists who have for years been more influential in driving the worldwide alarm over global warming than any others, not least through the role they play at the heart of the UN's Intergovernmental Panel on Climate Change (IPCC).

Professor Philip Jones, the CRU's director, is in charge of the two key sets of data used by the IPCC to draw up its reports. Through its link to the Hadley Centre, part of the UK Met Office, which selects most of the IPCC's key scientific contributors, his global temperature record is the most important of the four sets of temperature data on which the IPCC and governments rely - not least for their predictions that the world will warm to catastrophic levels unless trillions of dollars are spent to avert it.

Dr Jones is also a key part of the closely knit group of American and British scientists responsible for promoting that picture of world temperatures conveyed by Michael Mann's "hockey stick" graph which 10 years ago turned climate history on its head by showing that, after 1,000 years of decline, global temperatures have recently shot up to their highest level in recorded history.

Given star billing by the IPCC, not least for the way it appeared to eliminate the long-accepted Medieval Warm Period when temperatures were higher they are today, the graph became the central icon of the entire man-made global warming movement.

Since 2003, however, when the statistical methods used to create the "hockey stick" were first exposed as fundamentally flawed by an expert Canadian statistician Steve McIntyre, an increasingly heated battle has been raging between Mann's supporters, calling themselves "the Hockey Team", and McIntyre and his own allies, as they have ever more devastatingly called into question the entire statistical basis on which the IPCC and CRU construct their case.

The senders and recipients of the leaked CRU emails constitute a cast list of the IPCC's scientific elite, including not just the "Hockey Team", such as Dr Mann himself, Dr Jones and his CRU colleague Keith Briffa, but Ben Santer, responsible for a highly controversial rewriting of key passages in the IPCC's 1995 report; Kevin Trenberth, who similarly controversially pushed the IPCC into scaremongering over hurricane activity; and Gavin Schmidt, right-hand man to Al Gore's ally Dr James Hansen, whose own GISS record of surface temperature data is second in importance only to that of the CRU itself. [15]

Writing in The Atlantic, Clive Crook is more candid: "In my previous post on Climategate I blithely said that nothing in the climate science email dump surprised me much. Having waded more deeply over the weekend I take that back. The closed-mindedness of these supposed men of science, their willingness to go to any lengths to defend a preconceived message, is surprising even to me. The stink of intellectual corruption is overpowering." [159]

As Charlie Martin explained in "Global WarmingGate: What Does It Mean," the e-mails suggested:

- 1) *[T]he authors co-operated covertly to ensure that only papers favorable to CO2-forced AGW [Anthropogenic Global Warming or man-made global warming] were published, and that editors and journals publishing contrary papers were punished. They also attempted to 'discipline' scientists and journalists who published skeptical information.*
- 2) *[T]he authors manipulated and 'massaged' the data to strengthen the case in favor of unprecedented CO2-forced AGW, and to suppress their own data if it called AGW into question.*
- 3) *[T]he authors co-operated [perhaps the word is 'conspired'] to prevent data from being made available to other researchers through either data archiving requests or through the Freedom of Information Acts of both the U.S. and the UK. [17]*

WHOS'

(CRU) CL
PHILIP JON
KEITH BR
2007 IPCC

TREVOR I
IAN "HAR
MICK KEL
TIM OSBC

MET OFF
CHRIS FO
Variability

(TCCCR)
MIKE HUL
TIM MITC
[115]; pos:

(NASA GI
GODDAR
JAMES HA
GAVIN SC

(NOAA N
NATION/
THOMAS
EUGENE '

(NCAR) N
KEVIN TR
and 2007 I
CASPAR F

(PSU) PEI
MICHAEL
stick graph

(UCAR) U
TOM WIC

THE CLIMATEGATE TIMELINE AND THE TICKING TIME BOMB

To better appreciate these themes, this Timeline chart consolidates and chronologically organizes information uncovered and published about the CRU e-mails by many researchers (see references) to visually show who said or did what and when and from simultaneous events, to understand the context in which events occurred. There is far more information than can be assembled in one place, and more continues to be uncovered, but some of the key material found to-date has been included.

Though many event boxes are important, perhaps two are most critical: one from 1981, and another from October 12, 2009 (both with bomb icons). The first sets out the shaky foundation underpinning the AGW (Anthropogenic Global Warming or man-made global warming) enterprise, and the second an admission of its failure. Together, they help explain why everything that occurred in between (as revealed by the CRU documents and independent researchers like Steven McIntyre) was inevitable to plug the holes in the leaky boat and keep up appearances. Consequently, as Terence Corcoran sets out in "A 2,000-page epic of science and skepticism," disagreement and skepticism ran strife throughout the 13 years of e-mails [124].

The story that emerges is not of a smoking gun, but of a 30-year time bomb whose fuse was lit in 1981, when -- despite only a handful of scientists supporting it -- the AGW theory was championed, without question, by the Popular Press.

Given this foundation, it was only a matter of time before the growing divergence between real-world data and the AGW climate models, which had been considered beyond reproach, became self-evident and problematic. Offending data was massaged to fit the models to save off questions and the losses that would ensue to the billion dollar climate industry: "\$32 billion for climate research, and another \$36 billion for development of climate-related technologies" by the US government alone. [131]

The data manipulation became so extreme that a CRU programmer tasked in 2006 with reproducing CRU's own published results using its own models and data was unable to do so after three years. Releasing the data and computer codes behind the models for others to review and verify was out of the question. Though FOI requests are redundant for peer-reviewed research, the CRU's refusal to release data and methods used for papers published in respected peer-reviewed journals, despite journal rules prohibiting such refusals, inevitably led to legal FOI requests, if for no other reason than that some scientists were insisting that the world commit trillions of dollars to economic policies based on what they claimed their research showed.

Lest there be any doubt that these scientists did anything wrong, Richard Lindzen, Alfred P. Sloan Professor of Meteorology at the Massachusetts Institute of Technology, explains what the CRU documents reveal: "They are unambiguously dealing with things that are unethical and in many cases illegal..." "[S]cientists manipulating raw temperature data..." "The willingness to destroy data rather than release it. The avoidance of Freedom of Information requests..." [66] Thus, while UEA and Pennsylvania State University said they were investigating the matter [69], the UK Met Office (which works closely with the CRU and relies heavily on its product) announced a 3-year project to re-examine 160 years of temperature data, signalling its own lack of confidence in its CRU-based record.

What about the supposedly independent temperature records of NASA's GISS and NOAA's NCDC? CRU, GISS and NCDC get most of their raw data from NOAA's GHCN. [50] [1255298593.txt] Serious irregularities and questionable adjustments are starting to surface with the source GHCN data itself. [50] [60] [62] [67] [72] [77] [114] [132] [168] [171] "The number of actual weather observation points used as a starting point for world average temperatures has been reduced from about 6,000 in the 1970s to about 1,500 in the most recent years [in the NCDC data]..." [A]nd in the final NASA/GISS temp data file, it drops to about 1,000, "most below 60 degrees latitude, where temperatures are naturally warmer. [168:] And so, like the Three Musketeers, the CRU, GISS and NOAA temperature records stand or fall together.

Data fudging and secrecy aside, by 1998, Earth had stopped warming and begun cooling, despite record levels of CO2 (large blue event box with a bomb icon). This divergence between AGW theory and reality grew so enormous that by October 12, 2009, Kevin Trenberth, in a fit of frustration, e-mailed his colleagues: "Where the heck is global warming?" "The fact is that we can't account for the lack of warming at the moment and it is a travesty that we can't." The reason he gave for their inability to account for cooling was that "[T]he data are surely wrong. Our observing system is inadequate." In other words, the findings indicating cooling were wrong, but the climate models, predicting warming, were correct. This, arguably, is the key revelation of ClimateGate. It makes self-evident that blind faith and bankrupt logic are now masquerading as rational science. No matter how much techno-babble is used to make today's climate models sound impressive, they have all proved wrong. The hockey team scientists admit they have no clue why this is so, though other scientists do (see "Climate Corrections" [92]).

These problems would have been publicized years ago if the AGW theorists didn't have powerful allies: policy makers in virtually every professional scientific body, editors of virtually every major scientific journal, and reporters and editors at virtually all mainstream media outlets. Few provided unbiased, impartial forums where alternate views and evidence were aired and debated. Instead, most took official positions, invariably with an air of authority, and spared no effort to ensure that voices against the artificial consensus were quashed by editorial fiat and a persistent campaign of vilification, intimidation, and ridicule.

Twenty-first Century science has borrowed a page from the medieval Church in using fear and persecution to silence skeptics. The oppressed have become the oppressors. Given that most professional scientific bodies and peer-reviewed journals have been active accomplices in this scandal, one wonders how many other "scientific consensuses" have been similarly engineered.

1974

ANOTHER ICE AGE

TIME MAGAZINE (June 24, 1974): "Climatological Cassandras are becoming increasingly apprehensive, for the weather aberrations they are studying may be the harbinger of another Ice Age." [1]

1940 - 1980

GLOBAL COOLING DESPITE THE GREATEST MAN-MADE CO2 EMISSIONS
DURING THE POST-WAR ECONOMIC BOOM

**DOING THE POST-WAR ECONOMIC BOOM
(AS IT APPEARED IN 1980 DATA)**

NEW YORK TIMES (May 21, 1975): "Scientists ponder why world's climate is changing. Major cooling widely considered to be inevitable." [2]

NEWSWEEK (April 28, 1975): The Cooling World - "[A]lmost unanimous in the view that the trend will reduce agricultural productivity for the rest of the century." [3]

INTERNATIONAL WILDLIFE (July 1975): "[T]he threat of a new ice age must now stand alongside nuclear war as a likely source of wholesale death and misery for mankind." -- Nigel Calder [150]

See [135] for media coverage of warming and cooling spanning 114 years.

Jan 1940

Jan 1974

Jan 1976

Jan 1978

Jan 1981

1974

BERT BOLIN (LATER THE 1ST IPCC CHAIRMAN) SUGGESTS ON BBC'S "THE WEATHER MACHINE" THAT CO2 MIGHT CAUSE GLOBAL WARMING
Nigel Calder, editor of New Scientist magazine and "the man responsible" for the BBC 1974 series "The Weather Machine," explains: "We were also the first to put Bert Bolin of Sweden on international television talking about the dangers of carbon dioxide, and I remember being bitterly criticized by top experts for indulging him in his fantasy.... [In the 1980s, Margaret Thatcher] said to the scientists, she went to the Royal Society, and she said: 'There's money on the table for you to prove this stuff [i.e. CO2 induced warming], because she was in favor of nuclear power for many reasons]. So, of course they went away and did that." [140]

BOLIN ON THE BBC: "And there is a lot of oil, and there are vast amounts of coal left. We seem to be burning it at an ever increasing rate. And if we go on doing this, in about 50 years time, the climate may be a few degrees warmer than today. We just don't know." [139]

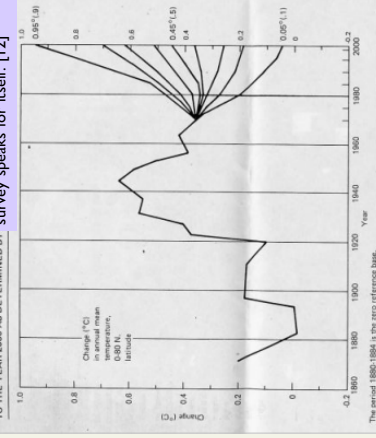
1976

CLIMATOLOGIST SURVEY REVEALS NO CLEAR OUTLOOK

HANSEN, Wang, et al publish "Greenhouse Effects Due to Man-made Perturbations of Trace Gases" in the Journal Science, and state: "Anthropogenic gases may alter our climate by plugging an atmospheric window for escaping radiation." [11]

In 1976, the National Defense University publishes a report "Climate Change to the Year 2000," sponsored jointly by the NDU, the Department of Agriculture, and NOAA, surveying 24 climatologists from 7 countries on their estimates of northern hemispheric temperatures to the year 2000. The graph showing the results of the survey speaks for itself. [12]

Figure 1.0
PROBABILITY OF MEAN NORTHERN HEMISPHERIC TEMPERATURES TO THE YEAR 2000 AS DETERMINED BY SURVEY SPEAKS FOR ITSELF. [12]



Feb 21, 1978 - New DESPITE COOLIN FUTURE TEMPERA CONFERENCES C CLIMATE ARE HE

Many of the indivic (including JONES, are now major pla

FEBRUARY 21, workshop sponsor

FEBRUARY 12, organized by the V nations to unite in ef but does "hot call f

MARCH 7, 1979 of carbon dioxide Department of Env

JULY 23, 1979: / of Sciences to "as climatic changes res the atmosphere" me Office of Science a UK Meteorologica

Despite acknowlec "the role of the biosp the group's conclu "warming will ev

NOVEMBER, 15 organised jointly by t World Meteorologic for Science (ICSU) a to warrant an intern that, due to scientific plan for CO2 would

VERSION 1.1 / 21.JAN.2010

Unless noted, emphasis has been added.

UPDATES AND PRINTABLE FORMATS AVAILABLE FROM:
<http://joannenova.com.au/global-warming/climategate-30-year-timeline/>

© 2010 Mohib Ebrahim / timelines [at] sentc.com

CLIMATEGATE: 30 YEARS IN THE MAKING

NOTES AND REFERENCES

- Printed, the chart's full size is 94" x 34" (two A0 landscape pages). At this size, the text is 9 pt. Smaller sizes can be printed in tile format using Adobe Acrobat (full product, not free reader) or downloaded pre-tiled for various page sizes. Murals should be printed at 200% size, and will be readable from 3' away.
- On screen, you can zoom in and out, scroll vertically to see a given time period, or horizontally to see a given theme.
- CRU documents are referenced by document name, such as [I120593I15.txt] or [HARRY_READ_ME.TXT]. These documents can be found at the following:

<http://www.eastangliaemails.com>
<http://www.climate-gate.org>
<http://johncostella.webs.com>

- References in curved brackets { } (e.g., {MCINTYRE AND MCKITRICK 2003}) are to dated event boxes.
 - All spelling, punctuation, and grammatical errors in quotations of CRU e-mails are found in the originals.
 - All quotations have been italicized. Unless noted, all emphasis within quotes has been added.
 - Numbered references are below.
-

- [1] "Another Ice Age," *Time*, New York, June 24, 1974
<http://www.time.com/time/magazine/article/0,9171,944914,00.html>
- [2] Noel Sheppard, "150 Years of Global Warming and Cooling at the New York Times," *NewsBusters*, Alexandria, March 26, 2007
<http://newsbusters.org/node/11640>
- [3] Peter Gwynne, "The Cooling World," *Newsweek*, New York, April 28, 1975
http://www.denisdutton.com/cooling_world.htm
- [4] Alex Evens, David Stern, "Climate Change: The State of the Debate," Center on International Cooperation, New York, October 2007.
<http://www.cic.nyu.edu/internationalsecurity/docs/LondonAccordclimatepaper.pdf>
- [5] Tony Gilland, "Digging up the roots of the IPCC," *Spiked*, London, June 28, 2007
<http://www.spiked-online.com/index.php/site/printable/3540/>

- [6] David Burns, "Climate and CO₂," *New York Times*, New York, April 17, 1981
<http://www.ldeo.columbia.edu/edu/eesj/casestudies/globwarm.html>
- [7] Joshua Good, "NASA Climatologist: Bush Censored Me," *BannedMagazine.com*, Tampa, January 24, 2007
<http://www.bannedmagazine.com/JamesHansen.0001.htm>
- [8] "ClimateGate Who's Who," *MagicJava TV*, [Uploaded] November 27, 2009
http://www.youtube.com/watch?v=Cu_ok37HDuE&feature=player_embedded
- [9] Marcel Leroux, "Global Warming: Myth or Reality?" *Springerlink*, Heidelberg, 2005, pg. 30
1. <http://www.springerlink.com/content/tx341p/>
2. <http://www.springerlink.com/content/t2188m57813305g7/fulltext.pdf>
- [10] "Carbon Dioxide and Climate: A Scientific Assessment," National Academy of Sciences, Washington D.C., ,1979, pg. 20
1. http://www.atmos.ucla.edu/~brianpm/download/charney_report.pdf
2. pg. 1 and 3
- [11] W. Wang et al, "Greenhouse Effects Due to Man-Made Perturbations...," *Science*, Washington D.C., November 12, 1976
http://pubs.giss.nasa.gov/docs/1976/1976_Wang_etal.pdf
- [12] "Climate Change to the Year 2000," National Defense University, 1976
[http://www.climate4you.com/ClimateAndHistory%201950-1999.htm#1976: Forecasting climate change to the year 2000](http://www.climate4you.com/ClimateAndHistory%201950-1999.htm#1976:Forecasting%20climate%20change%20to%20the%20year%202000)
- [13] Tim Ball, "The Scientists Involved in Deliberately Deceiving the World on Climate," *Canada Free Press*, November 30, 2009
<http://canadafreepress.com/index.php/article/17364>
- [14] October 21, 1996 Letter to the *Bulletin of the American Meteorological Society*, Boston, January, 1997
<http://www.sepp.org/Archive/contro/ippcccont/amsltr.htm>
- [15] Frederick Seitz, "A Major Deception on Global Warming," *Wall Street Journal*, New York, June 12, 1996
<http://www.sepp.org/Archive/contro/ippcccont/Item05.htm>
- [16] Christopher Booker, "Climate change: this is the worst scientific scandal of our generation," *Telegraph*, London, November 28, 2009
<http://www.telegraph.co.uk/comment/columnists/christopherbooker/6679082/Climate-change-this-is-the-worst-scientific-scandal-of-our-generation.html>
- [17] Charlie Martin, "Global WarmingGate: What Does It Mean?" *Pajamas Media*, November 22, 2009
<http://pajamasmedia.com/blog/global-warminggate-what-does-it-mean/>
- [18] History, "GISS Surface Temperature Analysis," *Goddard Institute for Space Studies*, New York, January 13, 2009
<http://data.giss.nasa.gov/gistemp/>
- [19] "History of the Climatic Research Unit," East Anglia, nd
<http://www.cru.uea.ac.uk/cru/about/history/>

- [20] Lawrence Solomon, "Numbers racket," *National Post*, Toronto, November 6, 2009
1. <http://network.nationalpost.com/np/blogs/fullcomment/archive/2009/11/06/lawrence-solomon-numbers-racket.aspx>
2. <http://network.nationalpost.com/np/blogs/fpcomment/archive/2009/11/07/lawrence-solomon-numbers-racket.aspx>
- [21] Lorrie Goldstein, "'Botch after botch after botch,'" *Toronto Sun*, Toronto, November 29, 2009
http://www.torontosun.com/comment/columnists/lorrie_goldstein/2009/11/29/11967916-sun.html
- [22] Marc Sheppard, "CRU's Source Code: Climategate Uncovered," *American Thinker*, El Cerrito, November 25, 2009
http://www.americanthinker.com/2009/11/crus_source_code_climategate_r.html
- [23] "Climategate: hide the decline -- codified," *Watt's Up With That*, Chico, November 25, 2009
<http://wattsupwiththat.com/2009/11/25/climategate-hide-the-decline-codified/>
- [24] Steve McIntyre, "Fortress CRU," *Climate Audit*, Toronto, June 20, 2008
<http://www.climateaudit.org/?p=3193>
- [25] David Evans, "A Simple Proof that Global Warming Is Not Man-Made," *Jo Nova*, Perth, November 29, 2009
<http://joannenova.com.au/2009/11/a-simple-proof-that-global-warming-is-not-manmade/>
- [26] Joanne Nova, "The Skeptics Handbook II," *Jo Nova*, Perth, November, 2009
<http://joannenova.com.au/2009/11/skeptics-handbook-ii-global-bullies-want-your-money/>
- [27] Patrick Michaels, "The Dog Ate Global Warming," *National Review*, New York, September 23, 2009
<http://article.nationalreview.com/?q=ZTBiMTRIMDQxNzEyMmRhZjU3ZmYzODI5MGY4ZWl5OWM=>
- [28] Andrew Orłowski, "Global Warming ate my data," *The Register*, London, August 13, 2009
http://www.theregister.co.uk/2009/08/13/cru_missing/
- [29] Steve McIntyre, "CRU Responds," *Climate Audit*, Toronto, August 11, 2009
<http://www.climateaudit.org/?p=6789>
- [30] "Shocker -- CRU's Jones: GISS is inferior," *Watts Up with That*, Chico, November 29, 2009
<http://wattsupwiththat.com/2009/11/29/shocker-crus-jones-giss-is-inferior/>
- [31] Ben Webster, "Met Office to re-examine 160 years of climate data," *Times*, London, December 5, 2009
<http://www.timesonline.co.uk/tol/news/environment/article6945445.ece>
- [32] "Hockey Stick on Ice," *Wall Street Journal*, New York, February 18, 2005
http://online.wsj.com/article_email/SB110869271828758608-1djeoNmlah4n5yta4GHaqylm4.html
- [33] Steven Hayward, "Scientists Behaving Badly," *Weekly Standard*, Washington D.C., December 14, 2009
<http://www.weeklystandard.com/Content/Public/Articles/000/000/017/300ubchn.asp>

- [34] Robert Greiner, "Climategate: The Smoking Code ," *Watts Up With That*, Chico, December 4, 2009
<http://wattsupwiththat.com/2009/12/04/climategate-the-smoking-code/>
- [35] Robert Greiner, "The Smoking Code, part 2," *Watts Up With that*, Chico, December 5, 2009
<http://wattsupwiththat.com/2009/12/05/the-smoking-code-part-2/>
- [36] Marc Sheppard, "Understanding Climategate's Hidden Decline," *American Thinker*, El Cerrito, December 6, 2009
http://www.americanthinker.com/2009/12/understanding_climategates_hid.html
- [37] McIntyre, McKittrick, "Corrections to the Mann et al. (1998)...," *Energy & Environment*, Brentwood, November 2003
- [38] "If the CRU leak was an inside whistleblower, here's the line-up of potential suspects heroes," *Climate Change Fraud*, November 23, 2009
<http://www.climatechange-fraud.com/editorials/5657-if-the-cru-leak-was-an-inside-whistleblower-heres-the-line-up-of-potential-suspects-heroes>
- [39] Vincent Gray, "There Was Proof of Fraud All Along," *Pajamas Media*, El Segundo, November 27, 2009
<http://pajamasmedia.com/blog/vincent-gray-on-climategate-there-was-proof-of-fraud-all-along-pjm-exclusive/>
- [40] Wegman, Scott, Said, "Ad Hoc Committee Report On The 'Hockey Stick' Global Climate Reconstruction," July 14, 2006
<http://www.uoguelph.ca/~rmckitri/research/WegmanReport.pdf>
- [41] Wikipedia entry for Edward Wegman
http://en.wikipedia.org/wiki/Edward_Wegman
- [42] Paul Hudson, "What happened to global warming?" *BBC News*, London, October 9, 2009
<http://news.bbc.co.uk/2/hi/8299079.stm>
- [43] M. Mann, R. Bradley, M. Hughes, "Global-scale temperature patterns and climate forcing over the past six centuries," *Nature*, London, April, 1988
<http://www.geo.umass.edu/faculty/bradley/mann1998.pdf>
- [44] M. Mann, R. Bradley, M. Hughes, "Northern Hemisphere Temperatures...," *Geophysical Research Letters*, Washington D.C., March 15, 1999
<http://www.geo.umass.edu/faculty/bradley/mann1999.pdf>
- [45] Christopher Booker, "Climategate reveals 'the most influential tree in the world,'" *Telegraph*, London, December 5, 2009
<http://www.telegraph.co.uk/comment/columnists/christopherbooker/6738111/Climategate-reveals-the-most-influential-tree-in-the-world.html>
- [46] Jones, Groisman, Coughlan, Plummer, Wang, Karl, "Assessment of urbanization effects...," *Nature*, London, September 13, 1990
<http://www.informath.org/apprise/a5620/b90.pdf>
- [47] W. Wang, Z. Zeng, T. Karl, "Urban Heat Islands in China," *Geophysical Research Letters*, Washington D.C., December, 1990
<http://www.informath.org/apprise/a5620/b23.pdf>
- [48] Aubrey Blumsohn, "Climate Science Fraud at Albany University?" *Watts Up With That*, Chico, May 2, 2009
<http://wattsupwiththat.com/2009/05/03/climate-science-fraud-at-albany-university/>

- [49] Douglas Keenan, "The fraud allegation against some climatic research of Wei-Chyung Wang," *Energy & Environment*, Brentwood, December, 2007
<http://www.informath.org/pubs/EnE07a.pdf>
- [50] Willis Eschenbach, "The Smoking Gun At Darwin Zero," *Watts Up With That*, Chico, December 8, 2009
<http://wattsupwiththat.com/2009/12/08/the-smoking-gun-at-darwin-zero/>
- [51] "PROFILE: James Hansen," *Times Online*, London, December 6, 2009
<http://www.timesonline.co.uk/tol/news/environment/copenhagen/article6945890.ece>
- [52] "Report Raises New Questions About Climate Change Assessments," U.S. House Committee On Energy And Commerce, Washington D.C.,
http://republicans.energycommerce.house.gov/108/home/07142006_Wegman_fact_sheet.pdf
- [53] "Caspar and the Jesus paper," *Bishop Hill*, New York, August 11, 2008
<http://bishophill.squarespace.com/blog/2008/8/11/caspar-and-the-jesus-paper.html>
- [54] Steve McIntyre, "IPCC and the 'Trick,'" *Climate Audit*, Toronto, December 10, 2009; updates: December 11, 2009
<http://climateaudit.org/2009/12/10/ipcc-and-the-trick/>
- [55] "Over 400 Prominent Scientists...," U.S. Senate Committee on Environment & Public Works, Washington D.C., December 20, 2007
<http://epw.senate.gov/public/index.cfm?FuseAction=Minority.SenateReport>
- [56] Steve McIntyre, "IPCC AR4," *Climate Audit*, Toronto, April 29, 2007
<http://climateaudit.org/2007/04/29/ipcc-ar4/>
- [57] Steve McIntyre, "FAQ 2005," *Climate Audit*, Toronto, 2005
<http://climateaudit.org/faq/>
- [58] "Statement of Dr. David Deming," U.S. Senate Committee on Environment & Public Works," Washington D.C., June 12, 2006
http://epw.senate.gov/hearing_statements.cfm?id=266543
- [59] David Deming, "Global Warming, the Politicization of Science, and Michael Crichton's 'State of Fear,'" *Journal of Scientific Exploration*, June 2005
<http://www.sepp.org/Archive/NewSEPP/StateFear-Deming.htm>
- [60] David Rose, "Special Investigation: Climate change emails row deepens...," *Mail Online*, London, December 13, 2009
<http://www.dailymail.co.uk/news/article-1235395/SPECIAL-INVESTIGATION-Climate-change-emails-row-deepens--Russians-admit-DID-send-them.html>
- [61] "Picking out the UHI in climatic temperature records – so easy a 6th grader can do it!" *Watts Up With That*, Chico, December 9, 2009
<http://wattsupwiththat.com/2009/12/09/picking-out-the-uhi-in-global-temperature-records-so-easy-a-6th-grader-can-do-it/>
- [62] Jeff Id, "GHCN Antarctic, 8X Actual Trend – Uses Single Warmest Station," *The Air Vent*, December 13, 2009
<http://noconsensus.wordpress.com/2009/12/13/ghcn-antarctic-warming-eight-times-actual/>
- [63] Rudolf Kipp, "The Medieval Warm Period – a global phenomenon ... or ...data manipulation?" *Watts Up With That*, Chico, November 29, 2009
<http://wattsupwiththat.com/2009/11/29/the-medieval-warm-period-a-global-phenomena-unprecedented-warming-or-unprecedented-data-manipulation/>

- [64] "The Medieval Warm Period - A global Phenomenon," *Science Skeptical Blog*, 2009
<http://pages.science-skeptical.de/MWP/MedievalWarmPeriod.html>
- [65] Philip Lloyd, "End 'authority' on climate change," *Business Day*, South Africa, November 23, 2009
<http://www.businessday.co.za/articles/Content.aspx?id=87726>
- [66] K. Emanuel, J. Layzer, S. Ansolabehere, R. Prinn, R. Lindzen, "Great Climategate Debate," *Mit World*, Cambridge, December 10, 2009 (time index: 17:25)
<http://mitworld.mit.edu/video/730>
- [67] K. Emanuel, J. Layzer, S. Ansolabehere, R. Prinn, R. Lindzen "Great Climategate Debate," *Mit World*, Cambridge, December 10, 2009 (time index: 26:03)
<http://mitworld.mit.edu/video/730>
- [68] No item.
- [69] "anything short of the absolute pursuit of science cannot be accepted or tolerated," *Watts Up With That*, Chico, December 15, 2009
<http://wattsupwiththat.com/2009/12/15/anything-short-of-the-absolute-pursuit-of-science-cannot-be-accepted-or-tolerated/>
- [70] Kelvin Kemm, "Scientific evidence of global warming blows hot and cold," *Business Report*, Cape Town, December 8, 2009
<http://www.br.co.za/index.php?fSectionId=561&fArticleId=5277396>
- [71] Joanne. Nova, Anthony Watt, "News on the new Non Scientist – Updated: now with bullying," *Jo Nova*, December 15, 2009
<http://wattsupwiththat.com/2009/12/15/news-on-the-new-non-scientist/>
- [72] 1. "A Warming Bias in the U.S. Temperature Record???" (Review), *CO2 Science*, Tempe, December 16, 2009
<http://www.co2science.org/articles/V12/N50/C1.php>
2. "Three Decades of Near-Surface and Lower-Troposphere Temperature Measurements," (Review), *CO2 Science*, Tempe, December 9, 2009
<http://www.co2science.org/articles/V12/N49/C1.php>
- [73] Chris Horner, "'Climate Gate' Development: CEI Files Notice of Intent to Sue NASA," *American Spectator*, Arlington, November 24, 2009
<http://spectator.org/blog/2009/11/24/climate-gate-development-cei-f>
- [74] Jeff Id, "Russian IEA claims CRU tampered with climate data – cherrypicked warmest stations," *Watts Up With That*, Chico, December 16, 2009
<http://wattsupwiththat.com/2009/12/16/russian-iea-claims-cru-tampered-with-climate-data-cherrypicked-warmest-stations/>
- [75] James Delingpole, "Climategate goes SERIAL: now the Russians confirm...," *Telegraph.co.uk*, London, December 16, 2009
<http://blogs.telegraph.co.uk/news/jamesdelingpole/100020126/>
- [76] "Lord Monckton reports on Pachauri's eye opening Copenhagen presentation," *Watts Up With That*, Chico, December 17, 2009
<http://wattsupwiththat.com/2009/12/17/lord-monckton-reports-on-pachauris-eye-opening-copenhagen-presentation/>
- [77] "World-wide Data Manipulation Scandal Emerging," (all articles on page), *Ice Cap*, Hudson, December 12, 2009
http://icecap.us/index.php/go/joes-blog/are_we_feeling_warmer_yet/

- [78] Dexter Wright, "Climategate's Stubborn Facts," *American Thinker*, El Cerrito, December 16, 2009
http://www.americanthinker.com/2009/12/climategates_stubborn_facts.html
- [79] Patrick Michaels, "How to Manufacture a Climate Consensus," *Wall Street Journal*, New York, December 17, 2009
http://online.wsj.com/article/SB10001424052748704398304574598230426037244.html?mod=googlenews_wsj
- [80] Lawrence Solomon, "They call this a consensus?" *National Post*, Toronto, June 2, 2007
<http://www.financialpost.com/story.html?id=c47c1209-233b-412c-b6d1-5c755457a8af#ixzz0a0MsVhIW>
- [81] Steve McIntyre, "Climategatekeeping #2," *Climate Audit*, Toronto, December 17, 2009
<http://climateaudit.org/2009/12/17/climategatekeeping-2/>
- [82] Barry Napier, "Russians Are Right! Met Office Uses Selective Data," *Canada Free Press*, December 17, 2009
<http://canadafreepress.com/index.php/article/18055>
- [83] Don Martin, "Polar bear numbers up, but rescue continues," *National Post*, Toronto, March 6, 2007
<http://www.nationalpost.com/news/story.html?id=1ea8233f-14da-4a44-b839-b71a9e5df868>
- [84] Paul Chesser, "William Schlesinger on IPCC...", *Watts Up With That*, Chico, February 17, 2009
<http://wattsupwiththat.com/2009/02/17/william-schlesinger-on-ipcc-something-on-the-order-of-20-percent-have-had-some-dealing-with-climate/>
- [85] "More evidence of gatekeeping," *Bishop Hill*, New York, December 17, 2009
<http://bishophill.squarespace.com/blog/2009/12/17/more-evidence-of-gatekeeping.html>
- [86] Terese Brasen, "On the Vikings and Greenland," *Watts Up With That*, Chico, October 26, 2009
<http://wattsupwiththat.com/2009/10/26/on-the-vikings-and-greenland/>
- [87] "Antarctica's ice story has been put on ice," *Watts Up With That*, Chico, October 8, 2009
<http://wattsupwiththat.com/2009/10/08/antarcticas-ice-story-has-been-put-on-ice/>
- [88] 1. "Stephen Schneider" (bio-sketch), *EconomicExpert.com*, Montreal, 2004
<http://www.economicexpert.com/a/Stephen:Schneider.html>
2. Stephen Schneider editorial reprinted from the *Detroit News*, November 22, 1989
http://stephenschneider.stanford.edu/Publications/PDF_Papers/DetroitNews.pdf
- [89] 1. Thomas Derr, "The Politics of Global Warming," *First Things*, New York, August/September, 2007
<http://www.firstthings.com/article/2007/08/001-the-politics-of-global-warming-16>
2. Piers Akerman, "Stern's report scare-mongering," *Daily Telegraph*, Sydney, November 5, 2006
<http://www.dailytelegraph.com.au/news/opinion/sterns-report-scare-mongering/story-e6frezz0-111112469535>
- [90] L. Spencer, J. Bollwerk, R. Morais, "The not so peaceful world of Greenpeace," reprinted from *Forbes Magazine*, New York, November 11, 1991
<http://www.highnorth.no/Library/Movements/Greenpeace/ge-ar-gr.htm>

- [91] Jeff Wells, "Some people call me Maurice," *Rigorous Institution*, Mountain View, April 21, 2005
<http://rigorousintuition.blogspot.com/2005/04/some-people-call-me-maurice.html>
- [92] 1. Syun-Ichi Akasofu, "Climate Corrections," *Wall Street Journal*, New York, September 21, 2007
<http://uncw.edu/preeng/files/fun/global%20warming/Climate%20Corrections.pdf>
2. Syun-Ichi Akasofu (bio-sketch), Fairbanks, October 2, 2007
<http://people.iarc.uaf.edu/~sakasofu/index.php>
- [93] 1. Christopher Monckton, "An open letter from The Viscount Monckton of Brenchley..." *American Thinker*, El Cerrito, October 18, 2008
http://www.americanthinker.com/2008/10/an_open_letter_from_the_viscou_1.html
2. Christopher Monckton, "Scare Watch: 'Global warming' will kill 6 billion," *Science & Public Policy Institute*, Haymarket, March 16, 2009
http://scienceandpublicpolicy.org/scarewatch/6_billion.html
- [94] Christopher Monckton, "SPPI Monthly CO2 Report: May," *Science & Public Policy Institute*, Haymarket, June 9, 2009
http://scienceandpublicpolicy.org/monthly_report/monthly_co2_report_may.html
- [95] "MIT researcher finds evidence of global warming on Neptune's largest moon," *MIT News*, Cambridge, June 24, 1998
<http://web.mit.edu/newsoffice/1998/triton.html>
- [96] Lawrence Solomon, "Look to Mars for the truth on global warming," *Canada.com* (reprinted from *National Post*), Toronto, January 26, 2007
<http://www.canada.com/nationalpost/story.html?id=edae9952-3c3e-47ba-913f-7359a5c7f723>
- [97] "Neptune News," *World Climate Report*, May 8, 2007
<http://www.worldclimaterreport.com/index.php/2007/05/08/neptune-news/>
- [98] Richard Lindzen, "Climate of Fear: Global-warming alarmists intimidate dissenting scientists..." *Wall Street Journal*, New York, April 21, 2006
<http://www.opinionjournal.com/extra/?id=110008220>
- [99] Timothy Carter (bio-sketch), *Potsdam Institute for Climate Impact Research*, Potsdam, February 19, 2009
http://www.pik-potsdam.de/infodesk/education/alter-net/2008/04-09.2008/carter/carter_cv
- [100] Richard Somerville (bio-sketch), *Richard Somerville.com*, Carlsbad, 2007-2010
<http://richardsomerville.com/>
- [101] Eystein Jansen (bio-sketch), *International Geological Congress*, International Union of Geological Sciences, Washington D.C., 2008
<http://33igc.org/coco/entrypage.aspx?t=climate%2Bchange&containerid=11714&parentid=11078&entrypage=true&guid=1&Inodeid=7&pageid=5002&ObjectID=11948>
- [102] Founders (bio-sketches), *Real Climate*, Washington D.C., December 6, 2004
<http://www.realclimate.org/index.php/archives/category/extras/contributor-bios/>
- [103] Eric Steig (bio-sketch), University of Washington, Seattle, May 26, 2006
<http://earthweb.ess.washington.edu/~steig/>

- [104] Eugene Wahl (bio-sketch), National Environmental, Satellite, Data, and Information Service, November 4, 2008
<http://www.ncdc.noaa.gov/paleo/cv/cv2-wahl.html>
- [105] Stefan Rahmstorf (bio-sketch), Potsdam Institute for Climate Impact Research, Potsdam, nd
<http://www.pik-potsdam.de/~stefan/>
- [106] "Top New Zealand climate scientist sacked for talking to media," *Climate Realists*, Ashford, April 25, 2009
<http://climaterrealists.com/index.php?id=3315>
- [107] "La Nina and Pacific Decadal Oscillation Cool the Pacific," *Earth Observatory*, Greenbelt, April 29, 2008
<http://earthobservatory.nasa.gov/IOTD/view.php?id=8703>
- [108] "Oscillation Rules as the Pacific Cools," [NASA] *Jet Propulsion Laboratory News*, December 9, 2008
<http://www.jpl.nasa.gov/news/news.cfm?release=2008-231>
- [109] Lawrence Solomon, "Wikipedia's climate doctor," *Financial Post*, Toronto, December 19, 2009
<http://www.financialpost.com/opinion/story.html?id=2361926>
- [110] Steve McIntyre, "Climategatekeeping: Wikipedia," *Climate Audit*, Toronto, December 19, 2009
<http://climateaudit.org/2009/12/19/climategatekeeping-wikipedia/>
- [111] Lawrence Solomon, "The Opinionator," *National Post*, Toronto, March 3, 2008
<http://network.nationalpost.com/np/blogs/fpcomment/archive/2008/05/03/who-is-william-connolley-solomon.aspx>
- [112] "More on Wikipedia and Connolley – he's been canned as a Wiki administrator," *Watts Up With That*, Chico, December 19, 2009
<http://wattsupwiththat.com/2009/12/19/more-on-wikipedia-and-connolley-hes-been-canned-as-a-wiki-administrator/>
- [113] Lawrence Solomon, "Statistics needed," *National Post*, Toronto, November 28, 2006
<http://www.nationalpost.com/story.html?id=22003a0d-37cc-4399-8bcc-39cd20bed2f6&k=0>
- [114] Willis Eschenbach, "Darwin Zero Before and After," *Watts Up With That*, Chico, December 20, 2009
<http://wattsupwiththat.com/2009/12/20/darwin-zero-before-and-after/>
- [115] Tim Mitchell (bio-sketch), Tyndall Centre for Climate Change, East Anglia, nd
<http://web.archive.org/web/20040217140147/http://www.cru.uea.ac.uk/~timm/personal/index.html>
- [116] Gangotri glacier image showing retreats to 2001, National Snow and Ice Data Center, Boulder, nd
<http://nsidc.org/glims/glaciermelt/images/gangotri4.jpg>
- [117] Don Easterbrook (bio-sketch), Western Washington University, Bellingham, December 12, 2009
<http://www.ac.wvu.edu/~dbunny/research/global/215.pdf>
- [118] Christopher Booker, "Stubborn glaciers fail to retreat, awkward polar bears continue to multiply," *Telegraph*, London, November 23, 2008
<http://www.telegraph.co.uk/comment/columnists/christopherbooker/3563714/Stubborn-glaciers-fail-to-retreat-awkward-polar-bears-continue-to-multiply.html>

- [119] "Glaciers are growing around the world, including the United States," *Ice Age Now*, October 20, 2009
http://www.iceagenow.com/Growing_Glaciers.htm
- [120] 1. "New Study Turns Up the Heat on Soot's Role in Himalayan Warming," *NASA News and Features*, Washington D.C., December 14, 2009
<http://www.nasa.gov/topics/earth/features/himalayan-warming.html>
 2. "Wide Spread and Complex Climatic Changes Outlined...," United Nations Environment Programme, Nairobi, November 13, 2008
<http://www.unep.org/Documents.Multilingual/Default.asp?DocumentID=550&ArticleID=5978&l=en>
- [121] Ashish Tripathi, "Gangotri: From here to eternity," *Times of India*, March 24, Delhi, 2008
http://timesofindia.indiatimes.com/No_threat_to_Gangotri/articleshow/2892632.cms
- [122] "2009 Arctic Sea Ice Extent exceeds 2005 for this date," *Watts Up With That*, Chico, September 21, 2009
<http://wattsupwiththat.com/2009/09/21/2009-arctic-sea-ice-extent-exceeds-2005-for-this-date/>
- [123] Roger Highfield, "World's oldest tree discovered in Sweden," *Telegraph*, London, April 17, 2008
<http://www.telegraph.co.uk/science/science-news/3339982/Worlds-oldest-tree-discovered-in-Sweden.html>
- [124] Terence Corcoran, "A 2,000-page epic of science and skepticism," *National Post*, Toronto, Part 1: December 18, 2009; Part 2: December 21, 2009
<http://network.nationalpost.com/np/blogs/fpcomment/archive/2009/12/18/terence-corcoran-a-2-000-page-epic-of-science-and-skepticism-part-1.aspx>
<http://network.nationalpost.com/np/blogs/fpcomment/archive/2009/12/21/terence-corcoran-a-2-000-page-epic-of-science-and-skepticism-part-2.aspx>
- [125] Steve McIntyre, "Where did IPCC 1990 Figure 7c Come From?" *Climate Audit*, Toronto, May 9, 2009
<http://climateaudit.org/2008/05/09/where-did-ipcc-1990-figure-7c-come-from-httpwwwclimateauditorgp3072previewtrue/>
- [126] Christopher Monckton's Speech before the Minnesota Free Market Institute, St. Paul, October 15, 2009 (see second URL for pdf. presentation)
<http://www.youtube.com/watch?v=stij8sUybx0>
http://www.friendsofscience.org/assets/documents/monckton_2009.pdf
- [127] Marc Sheppard, "UN Climate Reports: They Lie," *American Thinker*, El Cerrito, October 5, 2009
http://www.americanthinker.com/2009/10/un_climate_reports_they_lie.html
- [128] Alan Caruba, "Climategate: A Willful Ignorance," *CNSNews.com*, Alexandria, December 7, 2009
<http://www.cnsnews.com/commentary/article/58137>
- [129] Mike Shumlach, "The real 'Climategate' creates climate smokescreen," *The Martlet*, Victoria, December 2, 2009
<http://www.martlet.ca/article/20606-the-real-climategate-creates-climate>
- [130] John McLean, "Climate Science Corrupted," *Science & Public Policy Institute*, Haymarket, November 20, 2009
http://scienceandpublicpolicy.org/images/stories/papers/originals/climate_science_corrupted.pdf

- [131] 1. Joanne Nova, "Climate Money," *Jo Nova*, Perth, July 21, 2009
http://scienceandpublicpolicy.org/images/stories/papers/originals/climate_money.pdf
2. "Our Changing Planet: A US Strategy for Global Change Research," U.S. Global Change Research Program, Washington D.C., 1989
<http://www.usgcrp.gov/usgcrp/Library/OCPstrategy1989.pdf>
<http://www.usgcrp.gov/usgcrp/Library/default.htm>
- [132] Anthony Watt, "Is the U.S. Surface Temperature Record Reliable?" The Heartland Institute, Chicago, 2009 (See second URL for related article.)
http://wattsupwiththat.files.wordpress.com/2009/05/surfacestationsreport_spring09.pdf
<http://wattsupwiththat.com/test/>
- [133] "Earth is Cooling...No It's Warming," *Earth Observatory*, Greenbelt, December 24, 2009
http://earthobservatory.nasa.gov/Features/GISSTemperature/giss_temperature2.php
- [134] "Carbon Emissions Trading Markets Worldwide," Bharat Book Bureau, Mumbai, May, 2009
<http://www.bharatbook.com/Market-Research-Reports/Carbon-Emissions-Trading-Markets-Worldwide.html>
- [135] "Climate Change Alarmism Timeline 1895-2009," *An Honest Climate Debate*, August 2, 2009
<http://anhonestclimatedebate.wordpress.com/2009/08/02/climate-change-alarmism-timelin/>
- [136] Martin Durkin. Dir., *The Great Global Warming Swindle* (video), WAG TV, London, March 9, 2007, time index: 7:19, (9:27 in UR-linked segment)
<http://www.youtube.com/watch?v=BeY8oqAGhyA&feature=Playlist&p=EA20B42EAE54782A&index=0&playnext=1>
- [137] Ibid, time index: 8:52 (1:01 in UR-linked segment)
<http://www.youtube.com/watch?v=QKWA9V5UQMk&feature=Playlist&p=EA20B42EAE54782A&index=1>
- [138] Ibid, time index: 9:16 (1:25 in UR-linked segment)
<http://www.youtube.com/watch?v=BeY8oqAGhyA&feature=Playlist&p=EA20B42EAE54782A&index=0&playnext=1>
- [139] Ibid, time index: 35:31 (7:45 in UR-linked segment)
<http://www.youtube.com/watch?v=latZM6zi5IU&feature=Playlist&p=EA20B42EAE54782A&index=3>
- [140] Ibid, time index: 35:45 (8:00 in UR-linked segment)
<http://www.youtube.com/watch?v=latZM6zi5IU&feature=Playlist&p=EA20B42EAE54782A&index=3>
- [141] Ibid, time index: 40:47 (3:00 in UR-linked segment)
<http://www.youtube.com/watch?v=dBIGTISqhiU&feature=Playlist&p=EA20B42EAE54782A&index=4>
- [142] Ibid, time index: 43:00 (5:15 in UR-linked segment)
<http://www.youtube.com/watch?v=dBIGTISqhiU&feature=Playlist&p=EA20B42EAE54782A&index=4>
- [143] Ibid, time index: 1:05:55(8:15 in UR-linked segment and continued in second UR-linked segment)
<http://www.youtube.com/watch?v=Q4ljk0qv9Ew&feature=Playlist&p=EA20B42EAE54782A&index=6>
<http://www.youtube.com/watch?v=ehOIYKXWOhU&feature=Playlist&p=EA20B42EAE54782A&index=7>

- [144] Marlo Lewis, *Policy Peril: Straight Talk About Global Warming* (video), Competitive Enterprise Institute, Washington D.C., July 17, 2009, time index 23:58
<http://ceiondemand.org/2009/07/17/policy-peril-global-warming/>
- [145] Michael Crichton, "Aliens cause global warming" (speech), California Institute of Technology, Pasadena, January 17, 2003
<http://www.michaelcrichton.net/speech-alienscauseglobalwarming.html>
- [146] 1. Leonid Klyashtorin, "Climate Change and Long-Term Fluctuations..." (abstract), Food and Agriculture Organization of the UN, Rome, 2001
http://www.fao.org/documents/pub_dett.asp?pub_id=61004&lang=en
2. "Chapter 2: Dynamics Of Climatic And Geophysical Indices"
<http://www.fao.org/docrep/005/Y2787E/y2787e03.htm#bm03>
- [147] David Douglas and John Christy, "A Climatology Conspiracy?" *American Thinker*, El Cerrito, December 27, 2009
http://www.americanthinker.com/2009/12/a_climatology_conspiracy.html
- [148] Joanne Nova, "The 800 year lag – graphed," *Jo Nova*, Perth, August 30, 2008
<http://joannenova.com.au/global-warming/ice-core-graph/>
- [149] Climategate Documentary, *Yleisradio* TV1, Helsinki, December 7, 2009, time index 1:39
<http://www.youtube.com/watch?v=YVDHbOu7Sq8&NR=1>
- [150] P.J. O'Rourke, *All the Trouble in the World*, Boston, 1994, pg. 167
http://books.google.com/books?id=Ouyr7shT8tsC&pg=PA167&lpg=PA167&dq=%22he+threat+of+a+new+ice+age+must+now+stand+alongside+nuclear+war%22+Nigel+calder&source=bl&ots=JEXyyYE5vs&sig=beQ07lpLnzXOqDg2E_vW62gGTXk&hl=en&ei=YH8-S6bhKY6mswPXI9HJBA&sa=X&oi=book_result&ct=result&resnum=1&ved=0CAcQ6AEwAA#v=onepage&q=%22he%20threat%20of%20a%20new%20ice%20age%20must%20now%20stand%20alongside%20nuclear%20war%22%20Nigel%20calder&f=false
- [151] Richard Lindzen, "Global Warming: The Origin and Nature of the Alleged Scientific Consensus," Cato Institute, Washington D.C., Spring 1992
<http://www.cato.org/pubs/regulation/regv15n2/reg15n2g.html>
- [152] "Right for 27 years: 1981 Hansen study finds warming trend that could raise sea levels," *Climate Progress*, Washington DC., August 27, 2008
<http://climateprogress.org/2008/08/27/right-for-27-years-1981-hansen-study-finds-warming-trend-that-could-raise-sea-levels/>
- [153] Joanne Nova, "CRU Data-Cooking: Recipe Exposed!" *Jo Nova*, November 30, 2009
<http://joannenova.com.au/2009/11/cru-data-cooking-recipe-exposed/>
- [154] 1. "Global Warming Petition Project FAQ," *Petitionproject.org*, Cave Junction, nd
http://www.petitionproject.org/frequently_asked_questions.php
2. "Qualifications of Signers," *Petitionproject.org*, Cave Junction, nd
http://www.petitionproject.org/qualifications_of_signers.php
- [155] Steve McIntyre, "Difference in Yamal Versions 'Not Insignificant,'" *Climate Audit*, Toronto, January 4, 2010
<http://climateaudit.org/2010/01/04/difference-in-yamal-versions-not-insignificant/>

- [156] Keith Briffa, "Annual climate variability in the Holocene: interpreting the message of ancient trees," *Quaternary Science Reviews*, Oxford, January 1, 2000
<http://post.queensu.ca/~biol527/Briffa%20and%20Keith%202000.pdf>
http://www.sciencedirect.com/science?_ob=ArticleURL&_udi=B6VBC-40378TB-8&_user=10&_rdoc=1&_fmt=&_orig=search&_sort=d&_docanchor=&view=c&_acct=C000050221&_version=1&_urlVersion=0&_userid=10&md5=1c920ab5c89ecd8ebf8f4bd564eddcde
- [157] Steve McIntyre, "The Euro Hockey Team and Yamal," *Climate Audit*, Toronto, October 27, 2006
<http://climateaudit.org/2006/10/27/the-euro-hockey-team-and-yamal/>
- [158] Steve McIntyre, "Fresh Data on Briffa's Yamal #1," *Climate Audit*, September 26, 2009
<http://climateaudit.org/2009/09/26/briffas-yamal-crack-cocaine-for-paleoclimatologists/>
- [159] Olive Crook, "More on Climategate," Clive Crook, *The Atlantic*, Washington D.C., November 30, 2009
http://clivecrook.theatlantic.com/archives/2009/11/more_on_climategate.php
- [160] Kenneth Green, "A Death Spiral for Climate Alarmism, Redux?" *Master Resource*, Houston, September 30, 2009
<http://masterresource.org/?p=5036>
- [161] "More Than 700 International Scientists Dissent..." U.S. Senate Committee on Environment & Public Works, Washington D.C., December 11, 2008
http://epw.senate.gov/public/index.cfm?FuseAction=Minority.Blogs&ContentRecord_id=2674E64F-802A-23AD-490B-BD9FAF4DCDB7
- [162] Patrick Michaels, "Sound and Fury: The Science and Politics of Global Warming," Cato Institute, Washington D.C., 1992, pg. 81-83
http://books.google.com/books?id=of7ImKM9XxwC&pg=PA26&lpg=PA26&dq=%22Sound+and+Fury%22+folland&source=bl&ots=jwrKektd4e&sig=C2iGmyspzxf2OZl0Bjfqm3BkvxE&hl=en&ei=wLFHS4Nag56yA9qifYP&sa=X&oi=book_result&ct=result&resnum=1&ved=0CAYQ6AEwAA#v=onepage&q=&f=false
- [163] "Quotes on Global Warming Theory," Association of British Drivers, Kenley, nd
<http://www.abd.org.uk/resources/quotes/gwt.htm>
- [164] Steve McIntyre, "Short Bio: Steven McIntyre," Toronto, nd
<http://www.uoguelph.ca/~rmckitri/research/stevebio.doc>
- [165] Ross McKittrick (curriculum vitae), University of Guelph, Guelph, nd
<http://www.uoguelph.ca/~rmckitri/cv.html>
- [166] Stephen Schneider (bio-sketch), Stanford University, Stanford, nd
<http://stephenschneider.stanford.edu/Biography/BioFrameset.html?http://stephenschneider.stanford.edu/Biography/Biography.html>
- [167] Patrick Courrielche, "Peer-to-Peer Review: How 'Climategate' Marks the Maturing of..." *Big Journalism*, Los Angeles, January, 2010
 1. <http://bigjournalism.com/pcourrielche/2010/01/08/peer-to-peer-review-how-climategate-marks-the-maturing-of-a-new-science-movement-part-i/>
 2. <http://bigjournalism.com/pcourrielche/2010/01/10/peer-to-peer-review-part-ii-how-climategate-marks-the-maturing-of-a-new-science-movement/>
 3. <http://bigjournalism.com/pcourrielche/2010/01/12/peer-to-peer-review-part-iii-how-climategate-marks-the-maturing-of-a-new-science-movement/>

- [168] "Primary United States Climate Centers Now Caught In Data Manipulation," KUSI News, San Diego, January 14, 2010
1. <http://www.kusi.com/weather/colemanscorner/81532492.html>
 2. <http://www.kusi.com/weather/colemanscorner/81559212.html>
 3. <http://wattsupwiththat.com/2010/01/14/john-colemans-hourlong-news-special-global-warming-the-other-side-now-online-all-five-parts-here/>
- [169] "Dexter Wright, "Climategate: How to Hide the Sun," *American Thinker*, El Cerrito, January 14, 2010
http://www.americanthinker.com/2010/01/climategate_how_to_hide_the_su.html
- [170] Wendy Franz, "The Development of an International Agenda for Climate Change," IIASA Interim Report, Laxenberg, September, 1997
<http://www.iiasa.ac.at/Admin/PUB/Documents/IR-97-034.pdf>
- [171] Joseph D'Aleo, "Climategate: Leaked Emails Inspired Data Analyses..." (preliminary introduction), *Science & Public Policy Institute*, Haymarket, 2010
<http://icecap.us/images/uploads/NOAAroleinclimategate.pdf>
- [172] 1. "GHCN Database Adjustments," *Save Capitalism*, December 2, 2009
<http://savecapitalism.wordpress.com/2009/12/02/ghcn-database-adjustments/>
2. "GHCN and Adjustment Trends," *Save Capitalism*, December 12, 2009
<http://statpad.wordpress.com/2009/12/12/ghcn-and-adjustment-trends/>
3. Jeff Id, "CRU #2 – Why we look at data and code," *The Air Vent*, December 30, 2009
<http://noconsensus.wordpress.com/2009/12/30/cru-2-why-we-look-at-data-and-code/>
4. E.M. Smith, "GHCN -- GISTemp Interactions --The Bolivia Effect," *Musings from the Chiefio*, January 8, 2010
<http://chiefio.wordpress.com/2010/01/08/ghcn-gistemp-interactions-the-bolivia-effect/g>
- [173] 1. Joseph D'Aleo, "2008 Coldest Year Since 2000 and Clearly Not a Top Ten Warmest Year," *Icecap*, Hudson, January 11, 2009 (source graph re-colored)
http://icecap.us/index.php/go/joes-blog/2008_coldest_year_since_2000_and_clearly_not_a_top_ten_warmest_year/
2. Ross McKittrick, "The Graph of Temperature vs. Number of Stations", University of Guelph, Guelph, nd
<http://www.uoguelph.ca/~rmckitri/research/nvst.html>
- [174] 1. Jonathan Leake, Chris Hastings, "World misled over Himalayan glacier meltdown," *Sunday Times*, London, January 17, 2010
<http://www.timesonline.co.uk/tol/news/environment/article6991177.ece>
2. "Sifting climate facts from speculation," *New Scientist*, London, January 13, 2010
<http://www.newscientist.com/article/mg20527432.800-sifting-climate-facts-from-speculation.html>