

CLIMATEGATE: 30 YEARS

"A LITTLE TRUTH REPELS MUCH FALSEHOOD, JAMES EARL RAY"

A STORY OF INTRIGUE, DECEPTION AND SECRECY

On November 17, 2009 some 3,000 e-mails, software files, and other documents from the University of East Anglia's Climatic Research Unit were covertly released onto the Internet. In his November 28, 2009 *telegraph.co.uk* article "Climate Change: This is the Worst Scientific Scandal of Our Generation," Christopher Booker summarized the far-reaching ramifications of what was exposed in these documents:

The reason why even the Guardian's George Monbiot has expressed total shock and dismay at the picture revealed by the documents is that their authors are not just any old bunch of academics. Their importance cannot be overestimated. What we are looking at here is the small group of scientists who have for years been more influential in driving the worldwide alarm over global warming than any others, not least through the role they play at the heart of the UN's Intergovernmental Panel on Climate Change (IPCC).

Professor Philip Jones, the CRU's director, is in charge of the two key sets of data used by the IPCC to draw up its reports. Through its link to the Hadley Centre, part of the UK Met Office, which selects most of the IPCC's key scientific contributors, his global temperature record is the most important of the four sets of temperature data on which the IPCC and governments rely - not least for their predictions that the world will warm to catastrophic levels unless trillions of dollars are spent to avert it.

Dr Jones is also a key part of the closely knit group of American and British scientists responsible for promoting that picture of world temperatures conveyed by Michael Mann's "hockey stick" graph which 10 years ago turned climate history on its head by showing that, after 1,000 years of decline, global temperatures have recently shot up to their highest level in recorded history.

Given star billing by the IPCC, not least for the way it appeared to eliminate the long-accepted Mediaeval Warm Period when temperatures were higher they are today, the graph became the central icon of the entire man-made global warming movement.

Since 2003, however, when the statistical methods used to create the "hockey stick" were first exposed as fundamentally flawed by an expert Canadian statistician Steve McIntyre, an increasingly heated battle has been raging between Mann's supporters, calling themselves "the Hockey Team", and McIntyre and his own allies, as they have ever more devastatingly called into question the entire statistical basis on which the IPCC and CRU construct their case.

The senders and recipients of the leaked CRU emails constitute a cast list of the IPCC's scientific elite, including not just the "Hockey Team", such as Dr Mann himself, Dr Jones and his CRU colleague Keith Briffa, but Ben Santer, responsible for a highly controversial rewriting of key passages in the IPCC's 1995 report; Kevin Trenberth, who similarly controversially pushed the IPCC into scaremongering over hurricane activity; and Gavin Schmidt, right-hand man to Al Gore's ally Dr James Hansen, whose own GISS record of surface temperature data is second in importance only to that of the CRU itself. [16]

Writing in *The Atlantic*, Clive Crook is more candid: "In my previous post on Climategate I blithely said that nothing in the climate science email dump surprised me much. Having waded more deeply over the weekend I take that back. The closed-mindedness of these supposed men of science, their willingness to go to any lengths to defend a preconceived message, is surprising even to me. The stink of intellectual corruption is overpowering." [159]

As Charlie Martin explained in "Global WarmingGate: What Does It Mean," the e-mails suggested:

- 1) [T]he authors co-operated covertly to ensure that only papers favorable to CO2-forced AGW [Anthropogenic Global Warming or man-made global warming] were published, and that editors and journals publishing contrary papers were punished. They also attempted to 'discipline' scientists and journalists who published skeptical information.
- 2) [T]he authors manipulated and 'massaged' the data to strengthen the case in favor of unprecedented CO2-forced AGW, and to suppress their own data if it called AGW into question.
- 3) [T]he authors co-operated (perhaps the word is 'conspired') to prevent data from being made available to other researchers through either data archiving requests or through the Freedom of Information Acts of both the U.S. and the UK. [17]

THE CLIMATEGATE TIMELINE AND THE TICKING TIME BOMB

To better appreciate these themes, this Timeline chart consolidates and chronologically organizes information uncovered and published about the CRU e-mails by many researchers (see references) to visually show who said or did what and when and, from simultaneous events, to understand the context in which events occurred. There is far more information than can be assembled in one place, and more continues to be uncovered, but some of the key material found to-date has been included.

Though many event boxes are important, perhaps two are most critical: one from 1981, and another from October 12, 2009 (both with bomb icons). The first sets out the shaky foundation underpinning the AGW (Anthropogenic Global Warming or man-made global warming) enterprise, and the second an admission of its failure. Together, they help explain why everything that occurred in between (as revealed by the CRU documents and independent researchers like Steven McIntyre) was inevitable to plug the holes in the leaky boat and keep up appearances. Consequently, as Terence Corcoran sets out in "A 2,000-page epic of science and skepticism," disagreement and skepticism ran strife throughout the 13 years of e-mails [124].

The story that emerges is not of a smoking gun, but of a 30-year time bomb whose fuse was lit in 1981, when -- despite only a handful of scientists supporting it -- the AGW theory was championed, without question, by the Popular Press.

Given this foundation, it was only a matter of time before the growing divergence between real-world data and the AGW climate models, which had been considered beyond reproach, became self-evident and problematic. Offending data was massaged to fit the models to stave off questions and the losses that would ensue to the billion dollar climate industry: "\$32 billion for climate research, and another \$36 billion for development of climate-related technologies" by the US government alone. [131]

The data manipulation became so extreme that a CRU programmer tasked in 2006 with reproducing CRU's own published results using its own models and data was unable to do so after three years. Releasing the data and computer codes behind the models for others to review and verify was out of the question. Though FOI requests are redundant for peer-reviewed research, the CRU's refusal to release data and methods used for papers published in respected peer-reviewed journals, despite journal rules prohibiting such refusals, inevitably led to legal FOI requests, if for no other reason than that some scientists were insisting that the world commit trillions of dollars to economic policies based on what they claimed their research showed.

Lest there be any doubt that these scientists did anything wrong, Richard Lindzen, Alfred P. Sloan Professor of Meteorology at the Massachusetts Institute of Technology, explains what the CRU documents reveal: "They are unambiguously dealing with things that are unethical and in many cases illegal..." "[S]cientists manipulating raw temperature data..." "The willingness to destroy data rather than release it. The avoidance of Freedom of Information requests..." [66] Thus, while UEA and Pennsylvania State University said they were investigating the matter [69], the UK Met Office (which works closely with the CRU and relies heavily on its product) announced a 3-year project to re-examine 160 years of temperature data, signalling its own lack of confidence in its CRU-based record.

What about the supposedly independent temperature records of NASA's GISS and NOAA's NCDC? CRU, GISS and NCDC get most of their raw data from NOAA's GHCN. [50] [1255298593.txt] Serious irregularities and questionable adjustments are starting to surface with the source GHCN data itself. [50] [60] [62] [67] [72] [77] [114] [132] [168] [171] "The number of actual weather observation points used as a starting point for world average temperatures has been reduced from about 6,000 in the 1970s to about 1,500 in the 2000s. For example, the NCDC has 1,500 stations for 2000, but only 1,000 for 1970." [172]

WHO'S

(CRU) C
PHIL JO
KEITH B
2007 IPC
TREVOR
IAN "HA
MICK KI
TIM OSE

(MET OF
CHRIS F
Variabilit

(TCCCR
MIKE HU
TIM MIT
[115]; pc

(NASA C
GODDA
JAMES H
GAVIN S

(NOAA I
NATION
THOMA
EUGENE

(NCAR)
KEVIN T
and 2007
CASPAR

(PSU) PI
MICHAEL
stick gra

(UCAR)
TOM W

STARS IN THE MAKING

"JUST AS A LITTLE FIRE BURNS A LOT OF WOOD."

— HAZRAT ALI (D. 661)

WHO [8,38]

CLIMATIC RESEARCH UNIT, UNIVERSITY OF EAST ANGLIA — ENG

NES: director; custodian of CRU temperature set; contributor to IPCC.
RIFFA: deputy director; lead author of the millennial paleoclimate section, IPCC report.
DAVIES: former director; current pro-vice chancellor UEA;
"HARRY" HARRIS: researcher, programmer.
MELLY: fellow; leading climate scientist.
BORN: academic fellow; specialist in climate modeling.

MET OFFICE HADLEY CENTRE FOR CLIMATE CHANGE — ENG

OLLAND: research fellow; former head Met Office Hadley Centre Climate Prediction and Forecasting Group; IPCC author and editor.

TYNDALL CENTRE FOR CLIMATE CHANGE RESEARCH — ENG

HULME: director; fellow, professor of climate science: UEA.
CHELL: present 1997-2004; PhD: 2001: UEA (supervised by Mike Hulme)
Possibly software author "Harry" (of HARRY_READ_ME.TXT) was analyzing.

GISS) NATIONAL AERONAUTICS AND SPACE ADMINISTRATION: GODDARD INSTITUTE FOR SPACE STUDIES, COLUMBIA UNIVERSITY — USA

HANSEN: director.
SCHMIDT: climatologist; modeler; co-founder of realclimate.org.

NOAA) NATIONAL OCEANIC AND ATMOSPHERIC ADMINISTRATION: NATIONAL CLIMATIC DATA CENTER — USA

STOKES KARL: director.
WUHL: physical scientist; paleoclimatology. [104]

NATIONAL CENTER FOR ATMOSPHERIC RESEARCH — USA

RENBERTH: head of climate analysis section; lead author of the 1995, 2001, and 2007 IPCC reports. [102]
AMMANN: scientist: climate and global dynamics; co-founder realclimate.org.

PENNSYLVANIA STATE UNIVERSITY — USA

L. E. MANN: director Earth System Science Center; lead author of the hockey stick graph; co-founder of realclimate.org.

UNIVERSITY CORPORATION FOR ATMOSPHERIC RESEARCH - USA

WIGLEY: senior scientist; former director and current visiting fellow: CRU.

RASMUS E. BENESTAD: senior scientist: Norwegian Meteorological Institute; co-founder of realclimate.org. [102]

RAYMOND BRADLEY: director: Climate System Research Center, University of Massachusetts (USA); co-author of the hockey stick graph.

TIMOTHY CARTER: senior researcher: Finnish Environment Institute; lead author of the 1995, 2001, and 2007 IPCC reports. [99]

WILLIAM CONNOLLEY: former climate modeler [102]; co-founder of realclimate.org.

EDWARD R. COOK: director of Lamont-Doherty Earth Observatory Tree-Ring Laboratory (USA).

GRANT FOSTER: chief scientist: Island Data Corporation (USA).

MALCOLM HUGHES: professor of dendrochronology: University of Arizona (USA); co-author of the hockey stick graph.

EYSTEIN JANSEN: research director: Bjerknes Centre for Climate Research (NO); coordinating lead author of the paleoclimate chapter, 2007 IPCC report. [101]

STEVEN MCINTYRE: mathematician and mining expert; founder of climateaudit.org. [164]

ROSS MCKITRICK: professor of economics: University of Guelph (CA). [165]

JONATHAN OVERPECK: director: Institute for the Study of Planet Earth, University of Arizona (USA); coordinating lead author of the paleoclimate chapter, 2007 IPCC report.

NEIL PLUMMER: climatologist: National Climate Centre Bureau of Meteorology (AU).

STEFAN RAHMSTORF: professor of [oceanic] physics: University of Potsdam (DE); co-founder of realclimate.org. [105]

JIM SALINGER: climate change scientist; lead author of the 2007 IPCC report. [106]

BENJAMIN SANTER: statistician: Lawrence Livermore National Laboratory (USA).

STEPHEN SCHNEIDER: professor of environmental biology and global change: Standard University (USA); contributor to all four IPCC Assessment Reports. [167]

RICHARD SOMERVILLE: professor emeritus, research professor: Scripps Institution of Oceanography (USA); coordinating lead author of the 2007 IPCC report. [100]

ERIC J. STEIG: director of Quaternary Research Center: University of Washington (USA); co-founder of realclimate.org. [103]

Jun 1988

WMO AND UNEP ESTABLISH THE INTERGOVERNMENTAL PANEL ON CLIMATE CHANGE (IPCC).

1 INT

INTERFERING WITH NATURE'S ABILITY TO SELF-CORRECT AND JEOPARDIZING THE FUTURE OF HUMANITY BY WARMING OUR PLANET.

WORDS TO PONDER

"[T]o capture the public's imagination, we need dramatic statements and little men. It's a delicate right balance between being effective and being a contributor to all four IPCC reports."

"Isn't the only hope for the planet to be that we have responsibility to bring that about?"
Environment Program [91]

"The [observed] data don't matter. It's the recommendations [for immediate action] that matter. They're based upon computer models." --

"Unless we announce disasters now, we're not going to get the IPCC WG1. [89]

"If you put tomfoolery into a computer, it will have passed through a very expensive filter." -- PIERRE GALLOIS [163]

"There is no opinion, however absurd, that has not been brought to the conviction that it is good."

"Nothing is more obstinate than a fact."

2 DEC

MANIPULATING THE DATA TO STRENGTHEN THE CASE FOR CLIMATE CHANGE.

1990

THE WANG AFFAIR AND JONES' PAPER

JONES is the lead author of a Science paper on localized temperature increases. Wang publishes another paper on localized temperature increases and temperature studies must be re-evaluated (WIGLEY 11.Nov.09).

Aside from producing contradictory data from stations from which it allegedly had no instrumentation, location or observation records.

In February, 2007, mathematician Steve Keen writes to Wang, who replies that the data are correct. However, the authors, including Wang, note that the data are correct.

Later in 2007 Keenan publishes a paper on the matter, but despite an initial claim that "station histories" are never produced, that though JONES may not have used meteorological stations in China (a claim that is later proven false), it concludes that the claims of Wang. Thus, by 2001,

"The [1990 JONES et al] paper dismisses the influence of urban heat islands for the failure to mention more stations dragged out again for the 2007 report. It's out the UHI in climatic temperature records."

On August 31, 2007 WIGLEY e-mails: "The statements in the papers (very least) must have known a

3 SEC

REFUSAL TO DISCLOSE DATA.

1981

JAMES HANSEN HAS A GOOD YEAR

JAMES HANSEN becomes Director of NASA Goddard Institute for Space Studies, a position he still holds, and shortly thereafter publishes GISS' first global temperature analysis, "Climate Impact of Increasing Atmospheric Carbon Dioxide," in the journal Science. The basic temperature analysis scheme published and used by GISS was defined by HANSEN in the late 1970s. [18] The GISS global temperature record is one of 4 global temperature records now used by the IPCC, the primary being the CRU record. However, both obtain most of their raw data from NOAA's GHCN dataset. [50]

HANSEN provides his upcoming paper to the New York Times, which runs a front page story about alleged man-made global warming on August 22, 1981. [5] [152]

1981 is HANSEN'S turning point: It is the year he assumes the directorship of NASA GISS, defines a new influential global temperature record model (of which he is custodian) based on his own work, and becomes a front page celebrity.

1981

According to a graph (shown) in HANSEN'S 1981 paper "Climate Impact of Increasing Atmospheric Carbon Dioxide," Earth:

a) Warmed from 1880 to 1940 (60 years), before any significant man-made CO2 emissions;

Observed temperature (5-year running mean)



TRIGUE

THE WITH PEER REVIEW PROCESS TO SUPPRESS RESEARCH
 G THE "CONSENSUS" ABOUT AGW (ANTHROPOGENIC GLOBAL
 A MAN-MADE GLOBAL WARMING)

... we have to offer up some scary scenarios, make simplified
 tion of any doubts one might have... Each of us has to decide the
 ve, and being honest." -- STEPHEN SCHNEIDER (1989),
 ports. [88]

hat the industrialized civilizations collapse? Isn't it our
 -- MAURICE STRONG (1990), founder of the UN

'... 'The data don't matter' ... 'Besides, we're not basing our
 eductions in CO2 emissions] based upon the data; we're basing
 CHRIS FOLLAND (1991) of the UK Met Office. [162]

one will listen." -- JOHN HOUGHTON (1994), first co-chair

ter, nothing comes out of it but tomfoolery. But this tomfoolery,
 nsive machine, is somehow ennobled and no one dares criticise

rd, which men will not readily embrace as soon as they can be
 enerally adopted." -- ARTHUR SCHOPENHAUER [163]

fashionable consensus." -- MARGARET THATCHER [163]



Nov 11, 1991

GREENPEACE CO-FOUNDER: TRUTH DOESN'T
 MATTER; ONLY WHAT PEOPLE BELIEVE

PAUL WATSON (founder of Greenpeace): "It
 doesn't matter what is true, it only matters what
 people believe is true.... You are what the media
 define you to be. [Greenpeace] became a myth,
 and a myth-generating machine." [90] [135]

1992

AL GORE'S CONSENSUS?

AL GORE: "Only an insignificant fraction of scientists deny
 the global warming crisis. The time for debate is over. The
 science is settled." [80]

GALLUP POLL: 83% of scientists actively involved in
 global climate research did not believe global warming had
 occurred or weren't sure (53% and 30% respectively).
 Only "17% thought global warming had begun." [80]

GREENPEACE POLL: "47% of climatologists didn't think a
 runaway greenhouse effect was imminent; only 36% thought it
 possible and a mere 13% thought it probable." [80]

Also see {CRICHTON 17.Jan.2003}.

CEPTION

ON OF SCIENTIFIC DATA AND PUBLIC INFORMATION TO
 THE CASE FOR AGW AND SUPPRESS CONTRARY EVIDENCE

JONES' URBAN HEAT ISLAND EFFECT PAPER [48]

September, 1990 paper that concludes there is no relevant urban heat island effect (i.e.,
 in and around urban centers. [46]. However, 3 months later, his co-author Wei-Chyung
 using the very same Eastern China data, concluding that there is a significant UHI effect
 his take into account to avoid skewing results in favor of warming. [47] (Also see

tory conclusions, the data set used by the authors poses other problems. The 84
 derives were chosen because of a supposed history of "few, if any, changes in
 tion times." [48]

n Doug Keenan learns that data are available for only 35 of the stations, and of those, "at
 ial moves." [48] Keenan asks JONES about the source of location information of the
 s that Wang "selected the stations ... based on his 'extensive knowledge of those networks.'" [48]
 eplies that Zhao-Mei Zeng (a co-author of [47]) has "hard copies of station histories."
 g Zeng, of a U.S. Department of Energy and Chinese Academy of Sciences study detailing
 ies to which Wang referred were "not currently available." [49]

"The Fraud Allegation Against Some Climatic Research of Wei-Chyung Wang," setting
 nvestigation by the University at Albany (where Wang is employed), the "hardcopies of
 ced. Neither are the results of the university's investigation. In his paper, Keenan notes
 re known about the fraud in 1990, in 2001 he co-authored a study that "considered two
 t Beijing and at Shanghai). This study correctly describes how the stations had undergone
 ose relocations substantially affected the measured temperatures-in direct contradiction to the
Jones must have known that the claims of Wang were not wholly true." [49]

per has been the major evidence presented by JONES in all of the IPCC reports to
 change on the temperature measurements, and also has been used as an excuse
 st of the unequivocal evidence that such urban effects exist. The paper was even
 7 IPCC report." [39] In fact, determining the UHI is not complicated at all. (See "Picking
 ture records - so easy a 6th grader can do it!" [61]. See also [149].)

emails JONES that Keenan is correct: "Seems to me that Keenan has a valid point.
 that he quotes seem to be incorrect statements, and that someone ([Wang] at the
 nt the time that they were incorrect." [1188557698.txt] [1241415427.txt]

1995

MEDIEVAL WARM PERIOD: "WE HAVE TO GET RID OF IT"

A major problem for the Anthropogenic (i.e., Man-made) Global Warming theory is the
 Medieval Warm Period of a thousand years ago. The MWP was a time when global
 temperatures were much warmer than today's. Indeed "more than 700 scientists from 400
 institutions in 40 countries have contributed to peer-reviewed papers providing evidence that the
 Medieval Warm Period, which the IPCC has tried to deny, was real, global, and warmer than the
 present." [94] (Also see [63] and graphs [top 26, middle 36, bottom 64].)

During the MWP, Chaucer spoke of vineyards in northern England [128] [129]. "All over the
 city of London there are little memories of the vineyards that grew in the [MWP]." [137] "An
 agronomist at Virginia Tech suggests that if you are planning to start a vineyard, the roots of the
 vines cannot be exposed to temperatures below 25°F or the vine will die. Even though there were no
 thermometers at the time of Eric the Red, this gives us a benchmark for reference. In fact, the
 Smithsonian reports that there is evidence which supports the theory that the Viking colonies later
 collapsed as a result of a dramatically cooling climate." [78] (To learn more, see "On the Vikings
 and Greenland" [86].) Clearly these high MWP temperatures could not have been due to
 man-made CO2. [25] In general, warm periods have coincided with human prosperity and
 progress, while cool periods have coincided with suffering, disease, and famine. [70]

Following the MWP was the Little Ice Age: a time when the River Thames froze (evidenced
 in paintings and in social events held on the river [136]). The LIA proves **Earth has been
 steadily warming for centuries** (see {GLACIER FACTS 2008}), contradicting the claim
 that recent warming is anomalous. In addition, there was the 3,000 year Holocene
 Maximum of 7,000 years ago when temperatures were also significantly higher than today's.
 [138] [123]. Together, the HC, MWP, and LIA show that global temperatures fluctuate
 several degrees from natural causes with no ill-effects.

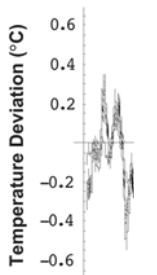
However, because the Medieval Warm Period and Little Ice Age were fatal to the AGW
 theory, the hockey team needed to erase them. With reference to this, David Deming, a
 geophysicist at the University of Oklahoma, wrote the following concerning a 1995 e-mail
 he received, and about which he has testified [58]:

"They thought I was one of them, someone who would pervert science in the service of social and
 political causes. So one of them let his guard down. A major person working in the area of climate
 change and global warming sent me an astonishing email that said 'We have to get rid of the
 Medieval Warm Period.'" [59]


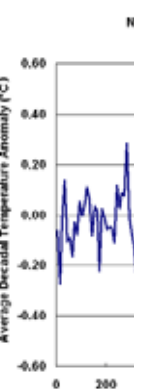
And this is what MANN'S 1999 hockey stick graph accomplished. [36] [127] Compare the
 temperature graph from the 1990 IPCC report with the one in the 2001 IPCC report (see
 {IPCC 1999} and {IPCC 2001}). The 2001 report used MANN'S now discredited hockey
 stick graph that flattened the MWP and LIA to make it appear that modern global
 temperatures were unusually high.

Despite MANN'S creativity, both OVERPECK and JONES remained convinced the MWP
 and LIA were real. In 2003 Overpeck wanted to "'contain' the putative 'MWP'" (see
 {OVERPECK 4.Jun.2003}), while in 2004, Jones contested MWP and LIA temperatures,
 based on feelings rather than facts:

The real sh



Craig Loehle used 18 o
 the world was warmer
 before coal-powered el



CRECY

DISCLOSE DATA AND SCIENTIFIC METHODOLOGIES, EVEN WHEN
 PLATES FREEDOM OF INFORMATION LAWS

Mar 7, 1996 - Nov 12, 2009

PERIOD COVERED BY CRU E-MAILS

OTHER DOCUMENTS AND DATA FILES GO BACK TO MAY 31, 1991 (AS PER THE FILES' LAST EDIT DATE)

Jun 12, 1996

WALL STREET JOURNAL, "A MAJOR DECEPTION OF GLOBAL WARMING," BY FREDERICK SEITZ

"This IPCC report, like all others, is held in such high regard largely because it has been peer-reviewed. That is, it has been read, discussed, modified, and approved by an international body of experts. These scientists have laid their reputations on the line. But, this report is not what it appears to be - it is not the version that was approved by the contributing scientists listed on the title page. In my more than 60 years as a member of the American scientific community, including service as president of both the National Academy of Sciences and the American Physical Society, I have never witnessed a more disturbing corruption of the peer-review process than the events that led to this IPCC report....

"The following passages are examples of those included in the report as approved by the scientists but deleted from the supposedly peer-reviewed published version:

- 'None of the studies cited above has shown clear evidence that we can attribute the observed [climate] changes to the specific cause of increases in greenhouse gases.'

- 'No study to date has positively attributed all or part [of the climate change observed to date] to anthropogenic [man-made] causes.'" [15]

"A leading article in Nature (June 13 [1996]), while dismissive of IPCC critics, had to admit that 'phrases that might have been (mis)interpreted as undermining ... [IPCC] conclusions ... "disappeared" in the revision process.'" [14]

"[Dr. Benjamin] Santer was lead author of Chapter 8 for the 1995 IPCC Report and involved in [this] major controversy. He altered contents of the Chapter so it agreed with the Summary for Policymakers (SPM) without consent of other authors." [13] "Santer ... has always taken full responsibility for making the actual changes, although he has not been forthcoming in revealing who instructed him to make such revisions and who approved them after they were made. He has, however, told others privately that he was asked [prevailed upon?] to do so by IPCC co-chairman John Houghton. ... [A] November 15 letter from the State Department ... [instructed] Dr. Houghton to 'prevail upon' chapter authors 'to modify their texts in an appropriate manner following discussion in Madrid.'" [14]

DECEMBER 12, 2009: UPDATE ON THE IPCC'S "PEER REVIEW" PROCESS

LORD CHRISTOPHER MONCKTON, REPORTING FROM THE COPENHAGEN IPCC CONFERENCE: "[IPCC Chairman Rajendra] Pachauri asked us to believe that the IPCC's documents were 'peer-reviewed'. Then he revealed the truth by saying that it was the authors of the IPCC's climate assessments who decided whether the reviewers' comments were acceptable. That -- whatever else it is -- is not peer review." [76]

Jun 17, 1998

MANN COMES ON BOARD: "I LIKE THE IDEA. INC

From "Climategate Part I - A 2,000-page epic of scien

"What really rocked the paleoclimate work at CRU, and ult IPCC, was a seemingly out-of-the-blue email [0898099393. 1998, from Michael Mann to Phil Jones, then head of East. Before then, no mention had been made in the email cache

Dear Phil,

Of course I'll be happy to be on board. I think the opportuna collaboration between us (me, and you/tim/keith) is ripe, an compare and contrast different approaches and data and different results is a good one. Though sidetracked by other remain committed to doing this with you guys, and to explor synthetic datasets with manufactured biases/etc remains h like it would all fit into the proposal you mention. There may w/proposals we will eventually submit to NSF (renewal of ou etc. by I don't see a problem with that in the least.

Once the collaboration is officially in place, I think that shar etc. should not be a problem. I would be happy to make m can't promise its the most user friendly thing in the world.

In short, I like the idea. Include me in, and let me know wh me (cv, etc.).

cheers,
mike

"Exactly what those words mean is hard to know. It must b is certain from the Climategate emails is that world climate. Climategate emails, would never be the same thereafter. M just published his infamous paper [see {MANN 1998}] qu dominant figure in the paleoclimate effort... The core of th graphic that would come to be known as the graphic "hock presentation of the temperature over the past centuries.

"With Mr. Mann on board, everybody else seemed to go o emails, he soon elbowed out Keith Briffa as the prime tree-r hockey stick, and the science work behind it, would end up thousands of email hours over the next decade." [124:1]

Sep 7, 1998

HOW TO HIDE COOLING: BURY IT IN SOFTWARE "FUDGE (Date from BRIFFA_SEP98_E.PRO file's last edit.)

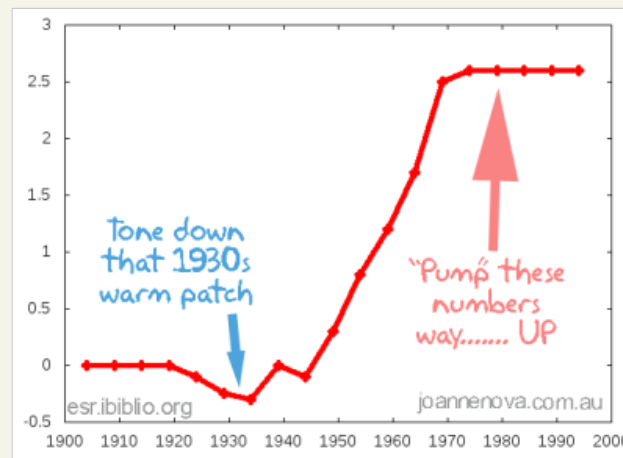
After 1940, Earth cooled, while atmospheric CO2 increased: th happened according to AGW theory. Buried in two CRU files c programmer described as a "fudge factor" and labeled "a VERY decline." This code is shown below.

```
***** APPLIES A VERY ARTIFICIAL CORRECTION FOR DECLINE*****  
Yrloc=[1400.findgen(19)*5,+1904  
Valadj=[0.,0.,0.,0.,0.,-0.1,-0.25,-0.3,0.,-0.1,0.3,0.8,1.2,1.7,2.5,2.6,2.6,2.6
```

"These two lines of code establish a twenty-element array (yrloc) comp but not sure why needed here) and nineteen years between 1904 and Then the corresponding 'fudge factor' (from the valadj matrix) is appli are temperatures biased to the upside later in the century (though ce mid-century intervals are being biased slightly lower..." [22]

As seen in the graph [153], when the above "correction" is appl temperatures in the 1930s, and raises the cool temperatures af warm peak {{GRAPH 1981}}. (See [34] [35] [22] [153] for more

The 1940 "warming blip" has always been a problem. See {WIG and JONES discuss how to reduce the 1940 "warming blip." This reduce warm temperatures as opposed to the above attempt to



Aug 9, 1996

SUN DETERMINED AS MAJOR CLIMATE FACTOR: RESULTS SUPPRESSED

"Dr. [John] Daly uncovered an eleven-year signal in the temperature data set from the island of Tasmania." [169] In a 1996 e-mail to the CRU, Daly explains: "The transform result shows a sharp spike at the 11 year point..." "It would appear that the [11 year] solar cycle does indeed affect temperature." "I tried the same run on the [smoothed] CRU global temperature set.... [T]he 11-year pulse is still there..." [0839635440.txt]

"In his effort to correlate the data, Dr. Wigley concludes that the solar signal is strong enough to convince him that solar forcing is a major factor in climate change: '(4) Causes. Here, ice cores are more valuable ... But the main external candidate is solar, and more work is required to improve the "paleo" solar forcing record and to understand how the climate system responds both globally and regionally to solar forcing.' [0839858862.txt]

"What is significant about this paragraph is that it identifies the main cause of climate

Nov 22, 1996

SAVE TIME -- JUST MAKE UP THE TEMPERATURES

GEOFF JENKINS (UK MET OFFICE) TO JONES: "Remember all the fun we had last year over 1995 global temperatures, with early release of information (via Oz), 'inventing' the December monthly value, letters to Nature etc etc? I think we should have a cunning plan about what to do this year, simply to avoid a lot of wasted time....

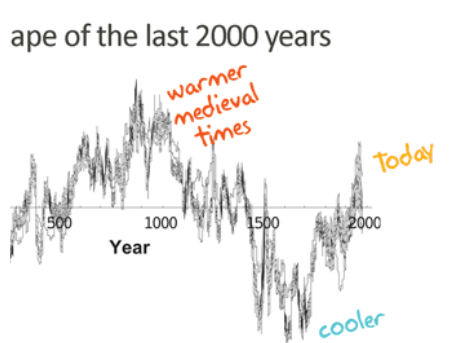
"We feed this selectively to Nick Nuttall [Executive Director of UNEP] (who has had this in the past and seems now to expect special treatment) so that he can write an article for the silly season. We could also give this to Neville Nicholls [IPCC lead author and Australian Met Bureau employee]?" [0848679780.txt]

Mar 25, 1998

CRU PROGRAMMING CODE [DENSPLUS (Date from the file's last edit.)


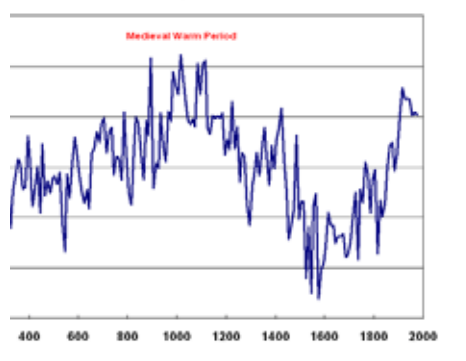
Note these comments from the programmer while the CRU has temperature data going b uses data after 1400, that is, after the Media undermines the Anthropogenic Global Warming) hypothesis.

```
; we know the file starts at yr 440, but we  
; can skill lines (1400-440)/10 + 1 header line  
...  
; we now want all lines (10 yr per line) from 1400  
;(1980-1400)/10 + 1 lines  
...  
; we know the file starts at yr 1070, but we  
; can skill lines (1400-1070)/10 + 1 header line  
...  
; we now want all lines (10 yr per line) from 1400  
;(1990-1400)/10 + 1 lines (since 1991 is on lin
```



ther proxies and produced the graph above which clearly shows how 1000 years ago and cooler 300 years ago. We started warming long electricity was invented. There's no correlation with CO2 levels.

orthern Hemisphere Temperature Reconstruction Adapted from Moberg et al. 2005



LUDE ME IN"
ce and skepticism":
imately shook the
txt] on June 17,
Anglia's CRU centre.
e of Michael Mann...

ity for some direct
d the plan to
synthesize the
projects recently, I
re applications to
igh priority. It sounds
r some overlap
r present funding),

ing of codes, data,
ine available, though

at you [n]eed from

e science talk. What
science, and the
r. Mann [who had
ickly rose to be the
t paper was a
ey stick"

verboard. In the
ing guru. The Mann
consuming

Apr 19, 1999
BRADLEY: NO CONSENSUS EVEN AT CRU,
AND WE ARE NOT GATEKEEPERS

BRADLEY is so offended by some comments of
MANN that he titles this e-mail "CENSORED!!!!".
He also makes clear that there is no consensus
even among UEA/CRU scientists, and doesn't
like the "gatekeeper" role many have assumed.

BRADLEY: "I would like to diasassociate myself from
Mike Mann's view that 'xxxxxxxxxx' and that they
'xxxxxxxxxxxxxx'. I find this notion quite absurd. I have
worked with the UEA group for 20+ years and have
great respect for them and for their work. Of course, I
don't agree with everything they write, and we often
have long (but cordial) arguments about what they
think versus my views, but that is life. **Indeed, I
know that they have broad disagreements
among themselves, so to refer to them as 'the
UEA group', as though they all march in
lock-step seems bizarre.**

"As for thinking that it is 'Better that nothing appear,
than something unacceptable to us'.....**as though
we are the gatekeepers of all that is
acceptable in the world of paleoclimatology
seems amazingly arrogant.**" [0924532891.txt]

May 6, 1999
MANN WANTS GLORY

MANN to JONES, BRIFFA and
others: "I trust that history will give
us all proper credit for what we're
doing here." [0926010576.txt]

Sep 22, 1999
MANN: I HAVE LESS
CONFIDENCE IN MY OWN
DATA THAN SOME THINK

MANN: "I should point out that
Chris, through no fault of his own, but
probably through ME not conveying
my thoughts very clearly to the
others, **definitely overstates any
singular confidence I have in
my own [Mann et al] series...**"
[0938018124.txt]

Sep 22, 1999
BRIFFA: JUST AS WARM 1000 YEARS AGO

BRIFFA: "I believe that the recent warmth was probably
matched about 1000 years ago." [0938018124.txt]

Sep 1, 1999 - Sep 22, 1999
MANN: IPCC DOESN'T WANT TO UNDERMINE CONSENSUS

SEPTEMBER 1-3, 1999: IPCC Arusha meeting to consider the
"zero-order draft" of TAR (MANN in attendance). [0929985154.txt]

SEPTEMBER 22, 1999: MANN, JONES, BRIFFA and
FOLLAND (copy to KARL) discuss "IPCC Revisions."

MCINTYRE'S "IPCC AND THE TRICK":

"No minutes of this meeting are available, but Climategate
correspondence on Sep 22-23 [0938018124.txt], 1999 provides some
contemporary information about the meeting." "[The] IPCC was already
structuring the Summary for Policy-makers, and a proxy diagram
showing temperature history over the past 1000 years was a 'clear
favourite.'" [FOLLAND, 0938018124.txt]

"[A] version of the proxy diagram was presented at the Tanzania
meeting showing the late twentieth century decline...." "The emails show
that the late 20th century decline in the Briffa reconstruction was
perceived by IPCC as 'diluting the message', that 'everyone in the room at
IPCC' thought that the Briffa decline was a 'problem' and a 'potential
distraction/detraction', that this was then the 'most important issue' in
chapter 2 of the IPCC report and that there was 'pressure' on Briffa and
other authors to show a 'nice tidy story' of 'unprecedented warming in a
thousand years or more.'"

"By this time, it appears [from the e-mails] that each of the three [IPCC]
authors (Jones, Mann and Briffa) had experimented with different
approaches to the 'problem' of the decline...." "[One] approach is
perhaps evidenced in programming changes a week earlier (Sep 13-14,
1999), in which programs in the osborn-tree6/mann/oldprog directory
appear to show efforts to 'correct' the calibration of the Briffa
reconstruction, which may or may not be relevant to the eventual
methodology to 'hide the decline'" (used by the IPCC, which is
wording similar, but not identical, to that used by JONES two
weeks later in {JONES 16.Nov.1999}, as explained in [54]).

"The final IPCC diagram (2.21) is shown ... [{IPCC 2001}] In this
rendering, the Briffa reconstruction is obviously no longer 'a problem and
a potential distraction/detraction' and does not 'dilute the message'.
Mann has not given any 'fodder' to the skeptics, who obviously did not
have a 'field day' with the decline." [54] [The main fiddle was to
simply delete the offending data (see {HOW TO HIDE
5.Oct.1999} and {IPCC 2001}).

Sep 13, 1999
HOW TO HIDE COOLING: BURY IT IN SOFTWARE
CRU PROGRAMMING CODE [CALIBRATE_CORRECTMXD.PRO]

Apr 12, 1999 - Sep 22, 1999
SETTING THE STAGE FOR HIGH DRAMA AND INTRIGUE

In "Climategate Part 2 - A 2,000-page epic of science and skepticism," Terence
Corcoran explains how BRIFFA and MANN butt heads over BRIFFA'S
forthcoming paper, in which he "decided to mention uncertainties in tree-ring data
while pushing the need for more work." [0923937760.txt]

Corcoran explains that BRIFFA was "struggling with Russian tree-ring results and the
reports of Russian scientists on their difficulties. Their findings often contradicted the idea
that the world is warmer today than hundreds or even thousands of years ago. 'Relative
high number of trees has been noted during 750-1450 A.D. There is no evidence of
moving polar timberline in the north during the last century,' wrote Rashit Hanntemirov
from Russia in October 1998 [0907975032.txt] - implying that warming has been
common in the past and nothing unusual was happening today.

"The reference to 750-1450 would appear to support the long-held scientific view on the
existence of a Medieval Warm Period that might have been hotter than the 20th century.
A couple of weeks later, another Russian, Eugene Vaganov, wrote in a paper saying that
'the warming in the middle of the 20th century is not extraordinary. The warming at the
border of the 1st and 2nd millennia was [longer] ... and similar in amplitude.'
[0908297214.txt]. Mr. Briffa, in his Science paper, proposed his own 2,000-year record
as an alternative to Mr. Mann's hockey stick ... The paper raises issues that cast doubt
on Mr. Mann's version of climate history.... When Mr. Mann saw the pre-publication version
of Mr. Briffa's critical paper, he blew up...."

A series of heated e-mails ensue and it "appears, moreover, that Mr. Mann had
interfered with the peer-review process of Mr. Briffa's article at Science magazine. One
of Mr. Mann's associates, Raymond Bradley at the University of Massachusetts, on April 1
wrote to Science editor Julia Uppenbrink, saying, 'I would like to disassociate myself from
Mike Mann's view' regarding the climate warming article. Mr. Bradley sends a blind copy
of this email to Mr. Briffa." [See {BRADLEY 19.Apr.1999}]

"The conflict eventually makes it up to Phil Jones, the head of CRU, who writes a stinging
letter to Mr. Mann on May 6. 'You seem quite pissed off with us all in CRU... [Jones] then
rips into Mr. Mann [accusing him] of 'slanging us all off to [the journal] Science.'" "[A
month later MANN offers an apology about which] Mr. Bradley, Mr. Mann's
associate in Massachusetts and co-creator of the hockey stick graph, sends a private
response to Mr. Briffa: 'Excuse me while I puke ...'"

"At this point in the Climategate emails, the stage has been set for a decade of high
drama. Over the next 10 years, the emails become a zone of internal conflict and
external battles to suppress criticism, ridicule critics and resist all outside interference with
the official science story they had assembled: The late 20th century was the warmest in
history, and the next 100 years could be a climate nightmare." "The Mann technique of
aggressive intervention in the peer-review process over Mr. Briffa's work sets the tone for
what would become a major strategy as all the scientists within the IPCC loop waged war
on any science and papers that contravened or questioned the official view." [124:2]

Oct 5, 1999
HOW TO HIDE COOLING: DON'T USE THE DATA

BRIFFA had been using Yamal tree ring data since late 1996, but by November 1997, he
"struggling with results." [124:1] His data shows cooling after 1960, while the instrument
record shows warming. (See also [1142108839.txt] in {JONES 12.Aug.1996}). OSBORN
attributes the discrepancy to a "non-temperature signal": "They go from 1402 to 1995,
although we usually stop the series in 1960 because of the recent non-temperature
signal that is superimposed on the tree-ring data that we use." [0939154709.txt]

The problem is that "the **divergence raises the question** that if the tree-ring reconstruction
could not read the higher temperatures of today, **how could the scientists be sure** that they
weren't higher temperatures throughout the last thousand years that have also gone undetected
by the tree-rings." [167:2] BRIFFA'S decline is raised at the {IPCC 1.Sep.1999} Arusha
meeting, and to solve it, OSBORN advises MANN to remove all data after 1960 for the
IPCC figure he is preparing, as explained by MCINTYRE (also see [60]):

"On Oct 5, 1999, Osborn (on behalf of Briffa) sent Mann a revised version of the Briffa
reconstruction with more 'low-frequency' variability ... a version that is identical up to 1960...."
his version had an even larger late-20th century decline than the version shown at the Tanzania
Lead Authors' meeting. Nonetheless, the First Order Draft, sent out a few weeks later [see {FOLLAND
27.Oct.1999}] contained a new version of the proxy diagram, a version which contains the
elements of the eventual Third Assessment Report proxy diagram [see {IPCC 2001}].

"The diagram [right] shows the IPCC version of the Briffa reconstruction (digitized from the IPCC
2001) compared to actual Briffa data [in 0939154709.txt] ... "[T]he decline [after 1960] in the
Briffa reconstruction has, for the most part, been deleted from the IPCC proxy diagram [see
green line in graph at right, and in close-up graph shown with {IPCC 2001}]." "Contrary
claims by various climate scientists, the IPCC Third Assessment Report did not disclose the deletion
of the post-1960 values." "The deletion of the decline was repeated in the 2007 Assessment Report
First Order and Second Order Drafts, once again without any disclosure." [54]

OSBORN also advises MANN to try changing the baseline (i.e., to massage the data)
decline prior to 1960 appears. "Indeed, if the non-temperature signal that causes the decline
tree-ring density begins before 1960, then a short 1931-60 period might yield a more biased
than using a longer 1881-1960 period." [0939154709.txt]

Sep 23, 1999
BRIFFA NOT HAPPY ABOUT CREATING "CONSENSUS" BY EXCLUDING DATA

BRIFFA: "My concern was motivated by the possibility of expressing an **impression of more
consensus than might actually exist. I suppose the earlier talk implying that we should
'muddy the waters' by including contradictory evidence worried me.**" [0938125745.txt]

Oct 27, 1999
IPCC "FIRST
ORDER DRAFT"
OF 2001
REPORT [54]

Nov 16, 1999
HOW TO HIDE COOLING: USE MANN'S "NATURE" TECHNIQUE

JONES announces he's successfully used MANN'S "Nature trick" (use
the controversial MBH98 temperature record (see {MCINTYRE No
{MANN 23.Apr.98}) to hide a drop in proxy-based reconstructed temperature

JONES: Subject: **Diagram for WMO Statement**
"I've just completed Mike's Nature trick of adding in the real temps to each
last 20 years (ie from 1981 onwards) and from 1961 for Keith's to hide it
[0942777075.txt]

See [36] for a full explanation of how this was done, and how the "trick"
part of the iconic hockey stick graph in the 2001 IPCC report; see {

FACTORS"

the opposite of what should have
if software code was what the
ARTIFICIAL correction for

2.6,2.6]*0.75 ;fudge factor'

rising the year 1400 (base year,
of 1994 in half-decade increments.
ded to each interval... [N]ot only
tainly prior to 1960), but a few

ied, it lowers the warm
ter 1940, softening the 1940
e information.)

LEY 27.Sep.09} where WIGLEY
time the solution is to try to
o increase cool temperatures.

1881 | 1960 | NETCDF.PRO] [23]

g code specifically say that
back to 440 and 1070, it only
val Warm Period that
ming (or man-made global

want nothing till 1400, so we

to 1980, which is

e want nothing till 1400, so we

to 1991, which is
e beginning 1990)

Feb 2003 - Sep 2009

WIKIPEDIA'S CLIMATE DOCTOR

"[Climate modeler and realclimate.org co-founder William] Connolley took control of all things climate in the most used information source the world has ever known – Wikipedia. Starting in February 2003, just when opposition to the claims of the band members were beginning to gel, Connolley set to work on the Wikipedia site. He rewrote Wikipedia's articles on global warming, on the greenhouse effect, on the instrumental temperature record, on the urban heat island, on climate models, on global cooling. On Feb. 14, he began to erase the Little Ice Age; on Aug. 11, the Medieval Warm Period. In October, he turned his attention to the hockey stick graph. He rewrote articles on the politics of global warming and on the scientists who were skeptical of the band. Richard Lindzen and Fred Singer, two of the world's most distinguished climate scientists, were among his early targets, followed by others that the band especially hated, such as Willie Soon and Sallie Baliunas of the Harvard-Smithsonian Center for Astrophysics, authorities on the Medieval Warm Period." [109] (Also see [111].)

"Connolley 'created or rewrote 5,428 unique Wikipedia articles' and was granted a senior editorial and administrative status at Wikipedia that enabled him to delete 'over 500 articles' and 'barred' more than 2000 Wikipedia contributors who 'ran afoul of him.'" [110] CONNOLLEY'S administrator status was revoked by Wikipedia in September, 2009 for his involvement in an unrelated dispute. [112]

Mar 11, 2003

THREATEN CLIMATE RESEARCH JOURNAL

MANN e-mails JONES, HUGHES, BRIFFA, BRADLEY and others explaining how all along, the plan was to insist that those against the AGW theory publish in peer review journals. However, now that Climate Research is publishing their papers, he suggests that he and his colleagues no longer cite papers from it or submit papers to it, while Jones says he'll boycott if it doesn't get a new editor. See [79] for full details.

On one hand, the team insists opposing views be aired in peer review journals, and on the other, takes action against editors who publish contrary articles -- in this case a Willie Soon & Sallie Baliunas paper that "identifies the main cause of climate change as 'solar forcing,' not carbon dioxide (CO2)." [169] (See {SUN DETERMINED 9.Aug.1996}.)

MANN: "They've already achieved what they wanted—the claim of a peer-reviewed paper. There is nothing we can do about that now, but the last thing we want to do is bring attention to this paper, which will be ignored by the community on the whole..."

"This was the danger of always criticising the skeptics for not publishing in the 'peer-reviewed literature'. Obviously, they found a solution to that—take over a journal! So what do we do about this? I think we have to stop considering 'Climate Research' as a legitimate peer-reviewed journal. Perhaps we should encourage our colleagues in the climate research community to no longer submit to, or cite papers in, this journal. We would also need to consider what we tell or request of our more reasonable colleagues who currently sit on the editorial board..."

JONES: "I will be emailing the journal to tell them I'm having nothing more to do with it until they rid themselves of this troublesome editor. A CRU person is on the editorial board, but papers get dealt with by the editor assigned by Hans von Storch." [1047388489.txt]

Apr 24, 2003

BOYCOTT EDITORS THAT PUBLISH PAPERS YOU DON'T LIKE

WIGLEY explains to JONES, HULME and CARTER strategies for ousting the editor of Climate Research, which has published papers they don't agree with [1051190249.txt]:

WIGLEY: "PS Re CR [Climate Research], I do not know the best way to handle the specifics of the editing. Hans von Storch is partly to blame – he encourages the publication of crap science 'in order to stimulate debate'. One approach is to go direct to the publishers and point out the fact that their journal is perceived as being a medium for disseminating misinformation under the guise of refereed work. I use the word 'perceived' here, since whether it is true or not is not what the publishers care about – it is how the journal is seen by the community that counts. I think we could get a large group of highly credentialed scientists to sign such a letter – 50+ people.

"Note that I am copying this view only to Mike Hulme and Phil Jones.

Mike's idea to get editorial board members to resign will probably not work – must get rid of von Storch too, otherwise holes will eventually fill up with people like Legates, Balling, Lindzen, Michaels, Singer, etc. I have heard that the publishers are not happy with von Storch, so the above approach might remove that hurdle too." (Von Storch subsequently resigns.)

Jun 4, 2003

REVIEWING PAPER

COOK asks BRIFFA if he's reviewing that i

COOK: "Review- c - "Now something to review (submitted Biological, and Environ Korean guy and some the method of reconst dendroclimatology (re lously, horrible, etc. Th as the main whipp this paper could re an ugly paper to review with a lot of Box-Jenkir dismiss out of hand correct theoretical greatly appreciate

Jul 4, 2003

HULME: WITH C

MANN: Mike H h eventually journal [C reviewing to wither [105794

Apr 23, 2003

SALINGER to WIGLEY, JONES, HULME, BRIFFA, HANSEN, HARVEY, SANTER, TRENBERTH, WILBY, MANN, KARL and 20 other "friends and colleagues" about their duty to act as the gate-keepers of what papers appear in scientific publications, even if the papers pass peer review:

SALINGER: "Ignoring bad science eventually reinforces the apparent 'truth' of that bad science in the public mind, if it is not corrected. As importantly, the 'bad science' published by CR is used by the sceptics' lobbies to 'prove' that there is no need for concern over climate change. Since the IPCC makes it quite clear that there are substantial grounds for concern about climate change [this is circular logic since the IPCC said so because of the hockey team's work!], is it not partially the responsibility of climate science to make sure only satisfactorily peer-reviewed science appears in scientific publications? - and to refute any inadequately reviewed and wrong articles that do make their way through the peer review process?" [1051230500.txt]

Feb 26, 2004

JONES "REVIEWS" P

JONES to MIKE: "Just the CRU temperatu the region this person s wonders who reviews th have got the right pers

"Can I ask you someth reviewed any paper work] and MJ03 ha low-freq proxy data. Jus board, but he wants to

Jun 17, 2002

COOK: WE KNOW OF PROBABLE FLAWS IN MANN'S WORK

BRIFFA is "sick to death" of MANN'S representations about his temperature data, which COOK agrees is problematic. See {MANN 19.Apr.1999} and {MCINTYRE AND MCKITRICK Nov.2003} for background on MANN'S work:

BRIFFA: "I have just read this letter - and I think it is crap. I am sick to death of Mann stating his reconstruction represents the tropical area just because it contains a few (poorly temperature representative) tropical series. He is just as capable of regressing these data again any other 'target' series , such as the increasing trend of self-opinionated verbage he has produced over the last few years , and ... (better say no more)"

COOK: "Of course, I agree with you. We both know the probable flaws in Mike's recon, particularly as it relates to the tropical stuff. Your response is also why I chose not to read the published version of his letter. It would be too aggravating.... It is puzzling to me that a guy as bright as Mike would be so unwilling to evaluate his own work a bit more objectively." [1024334440.txt]

Jun 4, 2003

OVERPECK: CONT

MANN confirms DE WARM PERIOD 19 "Peck" memo to "con

MANN: "... address regard to the mem the putative 'MWP

See {MEDIEVAL WA 2001} to understand

Jan 5, 2003

CLIMATI

JONES an temperat the length basis. PLU period be

JONES: " 30 years i years arou west Russ 30 as it c change t

PLUMME chapter of partly bec anomali change t warming

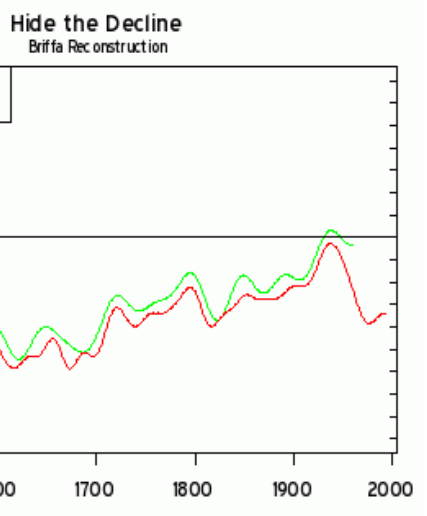
Nov 2003

MCINTYRE AND MCKITRICK EXPOSE HOCKEY STICK FLAWS WIGLEY: MANN'S 1998 PAPER "IS A VERY SLOPPY PIECE OF WORK"

STEVEN MCINTYRE and ROSS MCKITRICK publish their first paper, "Corrections to the Mann et al. (1998) Proxy Data Base and Northern Hemisphere Average Temperature Series," (MM03) in Energy & Environment exposing the "collation errors, unjustifiable truncation or extrapolation of source data, obsolete data, geographical location errors, incorrect calculation of principal components and other quality control defects" in MANN'S MBH98 hockey stick graph. [37]

In October, 2004 WIGLEY reads MM03 and e-mails JONES he thinks MANN'S paper is very sloppy: "I have just read the M&M stuff criticizing MBH. A lot of it seems valid to me. At the very least MBH is a very sloppy piece of work - an opinion I have held for some time. Presumably what you have done with Keith is better? - or is it? I get asked about this a lot." [1098472400.txt]

The graph from MM03 highlights the result after MANN'S hockey stick is corrected. Specifically, high temperatures at the end of the Medieval Warm Period (1400-1500) are restored (see {WEGMAN 14.Jul.2006}). The hockey stick graph, used in the 2001 IPCC report, removes the MWP and LIA, and makes it appear that there is alarming warming in recent years compared with purportedly stable temperatures in earlier centuries.

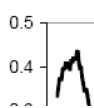


Apr 12, 2002

HOCKEY STICK AUTHOR: OUR WORK SHOULD BE CONSIDERED PRELIMINARY AND TREATED WITH CONSIDERABLE CAUTION

HUGHES, a co-author of the original hockey stick papers (MBH98 & MBH99), expresses reservations about over-reliance on their invention (also see [33]):

HUGHES: "All of our attempts, so far, to estimate hemisphere-scale temperatures for the period around 1000 years ago are based on far fewer data than any of us would like. None of the datasets used so far has anything like the geographical distribution that experience with recent centuries indicates we need, and no one has yet found a convincing way of validating the lower-frequency components of them against independent data. As Ed [Cook] wrote, in the tree-ring records that form the backbone of most of the published estimates, the problem of poor replication near the beginnings of records is particularly acute, and ubiquitous.... Therefore, I accept that everything we are doing is preliminary, and should be treated with considerable caution." [1018647333.txt]



Corrected version: 20th

...S CRITICAL OF OWN WORK
...for help to put down a paper
...s critical of BRIFFA'S own work:
**"Confidential REALLY URGENT" -
to ask from you.... I got a paper
to the Journal of Agricultural,
mental Sciences), written by a
one from Berkeley, that claims that
ruction that we use in
erse regression) is wrong, biased,
ey use your Tornetrask recon
ing boy.... If published as is,
ally do some damage. It is also
w because it is rather mathematical,
is stuff in it. It won't be easy to
l as the math appears to be
ly ... Your assistance here is
d." [1054756929.txt]**

Mar 31, 2004
JONES "REVIEWS" MORE PAPERS
CRITICAL OF HIS OWN WORK
JONES: "Recently rejected two papers (one for
JGR and for GRL) from people saying CRU has it
wrong over Siberia. Went to town in both
reviews, hopefully successfully. If either appears I
will be very surprised, but you never know with
GRL." [1080742144.txt]:
FROM [85]: "One of those rejected papers
about Siberian temperatures may have been by
me [Lars Kamel]. The time is about right. I got it
rejected because of nonsense from a reviewer
and the editor saw it as an attack on him when I
critized the quality of the review. After that, I
gave up the idea of ever getting something AGW
critical published in a journal."

Apr 12, 2006
THE WALL STREET JOURNAL, "CLIMATE OF
DISSENTING SCIENTISTS INTO SILENCE"
PROFESSOR OF ATMOSPHERIC SCIENC
"Scientists who dissent from the alarmism have
themselves libeled as industry stooges, scientific
director of the Royal Dutch Meteorological Soci
warming... Respected Italian professors Alfonso
1991, apparently losing climate-research fundin
standards in place in scientific journals for artic
wisdom. At Science and Nature, such papers a
papers are published, standards shift. When I,
behave under varying temperatures, we discov
appears in the form of letters to the journal to v
this case (and others) a flurry of hastily prepar
responses delayed months and longer. The del
Indeed, there is a strange reluctance to actualy

Jan 21, 2005
THREATEN GEOPHYSICAL RESEARCH LETTERS JOURNAL
HUGHES, MANN, WIGLEY, BRADLEY, JONES, BRIFFA
and SCHMIDT discuss what to do about the journal
Geophysical Research Letters (GRL), which had been printing
papers they don't like. Its editor James Saiers is
subsequently ousted.
WIGLEY: "This is truly awful. GRL has gone downhill rapidly in
recent years. I think the decline began before Saiers....
"Proving bad behavior here is very difficult. If you think that
Saiers is in the greenhouse skeptics camp, then, if we
can find documentary evidence of this, we could go
through official ... channels to get him ousted. Even this
would be difficult."
MANN: "It's one thing to lose 'Climate Research'. We can't afford
to lose GRL. I think it would be useful if people begin to record
their experiences w/ both Saiers and potentially Mackwell [Editor
in Chief, GRL] (I don't know him—he would seem to be complicit
w/what is going on here).
"If there is a clear body of evidence that something is amiss, it
could be taken through the proper channels." [1106322460.txt]

Nov 15, 2005
GEOPHYSICAL RESEARCH LETTERS ... MISSI
MANN confirms to JONES, BRIFFA, OSBO
e-mail the same day notes that they have a
because it allowed MCINTYRE to promine
MANN: "I suspect that this is the first in a line
'published' one way or another. The GRL lea
leadership there, but these guys always hav
there if necessary. They are telegraphing quite

3
TERMINATE ALL INVOLVEMENT
CLIMATE RESEARCH JOURNAL
"I think that the community should, as
as previously suggested in this
y, terminate its involvement with this
[Climate Research] at all levels—
, editing, and submitting, and leave it
way [sic] into oblivion and disrepute."
1657.txt]

Jul 8, 2004
CONTROL PAPERS USED BY THE IPCC
JONES: "I can't see either of these papers
being in the next IPCC report. Kevin and
I will keep them out somehow - even if we
have to redefine what the peer-review literature
is!" [1089318616.txt] (Note: the papers were
excluded from the IPCC report. See [81]
for more about what took place.)

Feb 9, 2006
MANN: USE REALCLIMATE.ORG TO CO
MANN: "I've already given it a good go-over w
Connelley (our internal "peer review" process a
shape." [1139504822.txt]
MANN: "Anyway, I wanted you guys to I
RC in any way you think would be help
careful about what comments we screen thro
answer any questions that come up to any exte
you might want to visit the thread and post repl
comments up in the queue and contact
you think they should be screened thro
comments you'd like us to include.
"You're also welcome to do a followup guest pos
that is at your disposal to combat any disinform
McIntyres of the world. Just let us know. We'll u
sure the skeptics dont'get to use the RC comme
[1139521913.txt]

APER DEALING WITH HIS OWN WORK [1077829152.txt]:
t agreed to review a paper for GRL - it is absolute rubbish. It is having a go at
ire data - not the latest vesion, but the one you used in MBH98 !! We added lots of data in for
says has Urban Warming ! So easy review to do. Sent Ben the Soon et al. paper and he
these sorts of things. Says GRL hasn't a clue with editors or reviewers. By chance they seem to
on with the one just received.
ing in CONFIDENCE - don't email around, especially not to Keith and Tim here. **Have you
s recently for Science that say that MBH98 [note that MBH98 is MANN'S own
ve underestimated variability in the millennial record - from models or from some
st a yes or no will do. Tim is reviewing them - I want to make sure he takes my comments on
be squeaky clean with discussing them with others. So forget this email when you reply."**

Dec 10, 2004
REALCLIMATE.ORG IS BORN
GAVIN SCHMIDT, MIKE MANN, ERIC STEIG, WILLIAM
CONNOLLEY, STEFAN RAHMSTORF, RAY BRADLEY, Amy
Clement, RASMUS BENESTAD, and CASPAR AMMANN
establish realclimate.org, described by some "as an effort to
defend the debunked 'Hockey Stick'..." [73]:
SCHMIDT: "The idea is that we working climate scientists should
have a place where we can mount a rapid response to supposedly
'bombshell' papers that are doing the rounds and give more
context to climate related stories or events." [1102687002.txt]

AIN THE MWP
MING'S 1995 statement. See {MEDIEVAL
95), when he (MANN) refers to an earlier
tain" the MWP:
s a **good earlier point that Peck made w/
o, that it would be nice to try to 'contain'
" ...** [1054736277.txt]
ARM PERIOD 1995), {IPCC 1990}, and {IPCC
l how critically important this admission is.

Jun 23, 2005
CONGRESS QUESTIONS IPCC ABOUT MANN'S METHODS
Joe Barton and Ed Whitfield, Chairmen, Subcommittee on Oversight and Investigations, officially
raise the issue of MANN et al's "historical record of temperatures and climate change" with the IPCC
Chairman because "recent peer-reviewed articles in Science, Geophysical Research Letters, Energy &
Environment, among others, researchers question the results of this work." They state this is particularly
important because they "understand that these studies of temperature proxies (tree rings, ice cores,
corals, etc.) formed the basis for a new finding in the 2001 [IPCC] Third Assessment Report (TAR)."
Further, they explain that "we understand from the February 14 Journal and these other reports that
**researchers have failed to replicate the findings of these studies, in part because of
problems with the underlying data and the calculations used to reach the conclusions.**
Questions have also been raised concerning the sharing and dissemination of the data and methods used
to perform the studies. For example, according to the January 2005 Energy & Environment, the
**information necessary to replicate the analyses in the studies has not been made fully
available to researchers upon request."**
This raises serious questions for their committee: "**[O]ne concern relates to whether IPCC
review has been sufficiently robust and independent. We understand that Dr. Michael
Mann, the lead author of the studies in question, was also a lead author of the IPCC
chapter that assessed and reported this very same work, and that two co-authors of the
studies were also contributing authors to the same chapter.**" [1120593115.txt]

Nov 28, 2006
HOW TO HIDE COOLING: BURY IT IN
(Date from data4sweden.pro's last edit.)
"Plotting programs such as [data4sweden.pro
to rendering the chart:
"IMPORTANT NOTE: The data after 1960 s
density records tend to show a decline after 1
temperature in many high-latitude locations.
**has been artificially removed in an ad
data after 1960 no longer represent tr
have been modified to look more like**
"Others, such as mxgrid2ascii.pro, issue this
"NOTE: recent decline in tree-ring density hc
facilitate calibration. THEREFORE, post-1960
observed temperatures then (sic) they shoul
the reconstruction is more skilful than
(2004)...." [22]

5
E IS ARBITRARILY DEFINED AS A 30 YEAR TREND
nd PLUMMER discuss the 30-year reference
ure period used by the IPCC. JONES explains that
h was an arbitrary choice which has no scientific
JMMER doesn't want to change it from the 1961-90
because global warming won't appear as dramatic.
20 years (1981-2000) isn't 30 years, but the rationale for
sn't that compelling. The original argument was for 35
and 1900 because Bruckner found 35 cycles in some
ian lakes (hence periods like 1881-1915). **This went to
easier to compute. Personally I don't want to
he base period till after I retire!"**
R: "There is a preference in the atmospheric observations
f IPCC AR4 to stay with the 1961-1990 normals. This is
ause a change of normals confuses users, e.g.
**es will seem less positive than before if we
to newer normals, so the impression of global
; will be muted."** [1105019698.txt]

Feb 16, 2006
BRIFFA AGAIN WORRIED ABOUT
EXAGGERATIONS
BRIFFA and OVERPECK, lead authors the 2007
IPCC report, discuss the draft. BRIFFA is
worried about overstatements.
[1140067691.txt] [1158175939.txt]
"[BRIFFA] urged caution, warning that when it came
to historical climate records, there was no new data,
only the 'same old evidence' that had been around
for years." "Let us not try to over-egg the pudding," he
wrote in an email to an IPCC colleague..." "[T]here
have been many different techniques used to
aggregate and scale data - but the efficacy of these is
still far from established. But when the 'warmest for
1,300 years' claim was published in 2007 in the
IPCC's fourth report, the doubters kept silent." [60]

Jul 5, 2005
JONES: WE'VE BEEN
COOLING SINCE 1998
JONES e-mails CHRISTY and
reveals he knows the Earth
has been cooling for 7 years,
but cannot say so publicly. "The
scientific community would come
down on me in no uncertain
terms if I said **the world had
cooled from 1998. OK it has
but it is only 7 years of data and
it isn't statistically significant.**"
[1120593115.txt]

Feb 18, 2005
MANN'S METHOD CREATES HOCKEY STICKS
The Wall Street Journal cites experts questioning the
validity of MANN'S hockey stick graph, and the
methods used to produce it:
"Statistician Francis Zwiers of Environment
Canada (a government agency) notes that Mr.
Mann's method 'preferentially produces hockey
sticks when there are none in the data.' Other
reputable scientists such as Berkeley's Richard
Muller and Hans von Storch of Germany's
GKSS Center essentially agree." [32]

Jan 21, 2005
FIRST CONTACT WITH FOI: THE SCHEMING STARTS
The moment JONES and WIGLEY first become aware of the Freedom of Information Act

Feb 21, 2005

... FEAR: GLOBAL-WARMING ALARMISTS INTIMIDATE ... BY RICHARD LINZDEN, ALFRED P. SLOAN ... AT MIT: ... seen their grant funds disappear, their work derided, and hacks or worse..." "Henk Tennekes was dismissed as research ... after questioning the scientific underpinnings of global ... Suter and Antonio Speranza disappeared from the debate in ... ng for raising questions..." "And then there are the peculiar ... les submitted by those who raise questions about accepted climate ... re commonly refused without review... However, even when such ... with some colleagues at NASA, attempted to determine how clouds ... ered what we called an 'Iris Effect' ... Normally, criticism of papers ... which the original authors can respond immediately. However, in ... red papers appeared, claiming errors in our study, with our ... ay permitted our paper to be commonly referred to as 'discredited.' ... y find out how climate really behaves." [98]

May 31, 2007 - Nov 15, 2008
A CLIMATOLOGY CONSPIRACY?
"The CRU e-mails have revealed how the normal conventions of the peer review process appear to have been compromised by a team* of global warming scientists, with the willing cooperation of the editor of the International Journal of Climatology (IJC), Glenn McGregor. The team spent nearly a year preparing and publishing a paper that attempted to rebut a previously published paper in IJC ... [which] had shown that the IPCC models that predicted significant "global warming" in fact largely disagreed with the observational data." [147]

... ON ACCOMPLISHED ... ORN that the GRL "leak has been plugged," but in an earlier ... problem with the U.S. Climate Change Science Program ... ntly display a poster at their recent meeting. ... of attacks (I'm sure Tom C is next in line) that will ultimately get ... k may have been plugged up now w/ new editorial ... e 'Climate Research' and 'Energy and Environment', and will go ... clearly where they are going w/ all of this." [1132094873.txt]

Aug 3, 2007
OPERATION NEW SCIENTIST MAGAZINE
The British magazine NewScientist readies two editorials critical of the IPCC. Within days, EYSTEIN JANSEN (coordinating lead author (CLA) of the paleoclimate chapter in 2007 IPCC Report) gets pre-publication copies, and e-mails RICHARD DOMERVILLE, inviting the other CLAs to join a campaign against New Scientist.
JANSEN: "My suggestion is that a strongly worded letter to New Scientist, signed by as many CLAs as possible, would be an appropriate response. I think we ought to say that the science was absolutely not compromised or watered down by the review process or by political pressure of any kind or by the Paris plenary." [1173359793.txt]
It seems the CLA campaign works as two months later New Scientist publishes another article, about which MANN tells JONES: "New Scientist was good. Gavin and I both had some input into that. They are nicely dismissive of the contrarians on just about every point, including the HS!" [1179416790.txt]

Aug 5, 2009
ENSURING FAVORABLE REVIEWS
JONES and FOSTER (copies to TRENBERTH others) discuss FOSTER'S recommendations Research requires for a paper he's submitted. "know the sorts of things to say," despite JGR's r prohibit this. See {WEGMAN REPORT 14.Ju
FOSTER: "3) Suggested Reviewers to Include
"Please list the names of 5 experts who are know unbiased review of your work. Please do not list associates, collaborators, or family members
"Tom Wigley [1]wigley@xxxxxxxxxxx.ncar
"Ben Santer [2]<santer1@xxxxxxxxxxx> Lawr
"Mike Wallace [3]<wallace@xxxxxxxxxxx> U
"Dave Thompson [4]<davet@xxxxxxxxxxx> C
"Dave Easterling [5]<David.Easterling@xxxxxxxxxxx>
JONES: "Agree with Kevin that Tom Karl has too like Mike Wallace may not be responsive to requ common ! Dave Thompson is a good suggestion. I Easterling. To get a spread, I'd go with 3 US, One Nicholls and David Parker. All of them know t comment and the awful original, without

... MBAT "DISINFORMATION" ... / Gavin, Stefan, and William ... t RC), so I think its in pretty good ... know that you're free to use ... ful. Gavin and I are going to be ... gh, and we'll be very careful to ... ent we can. On the other hand, ... lies yourself. We can hold ... you about whether or not ... gh or not, and if so, any ... st, etc. think of RC as a resource ... nation put forward by the ... ise our best discretion to make ... ents as a megaphone."

Jan 5, 2007
JONES: DISCREDIT WORK USING REALCLIMATE.ORG
JONES: "I'd like to prove that it [Figure 7.1c (by CRU founder LAMB) in the 1990 IPCC report showing the MWP and LIA] is a schematic and it isn't based on real data..." "What we'd like to do is show this either on 'Real Climate' or as background in a future paper, or both." [1168022320.txt]

Mar 19, 2009
THREATEN ROYAL METEOROLOGICAL SOCIETY
Having dealt with Climate Research and Geophysical Research Letters, JONES and SANTER turn to Weather, a journal of the Royal Meteorological Society, because SANTER is opposed to disclosing all his data [1237496573.txt]:
JONES: "I'm having a dispute with the new editor of Weather. I've complained about him to the RMS Chief Exec. If I don't get him to back down, I won't be sending any more papers to any RMS journals and I'll be resigning from the RMS."
SANTER: "If the RMS is going to require authors to make ALL data available - raw data PLUS results from all intermediate calculations - I will not submit any further papers to RMS journals."

Sep 29, 2009
MANN: MCINTYRE NOT WORK WILL ONLY BE P
MANN to Revkin (NY TIM for peer-reviewed scrutiny, or the discredited contrarian ho necessary though not in gene criticism seriously is that it ha review process. [T]hose suc entirely outside of this sy [1254259645.txt]

Nov 16, 2006
BRIFFA: ARBITRARY DATA MODIFICATIONS IN MANN'S ANALYSIS MAKE RELATIONSHIPS TO CO2 "ARGUABLE"
BRIFFA: "Another serious issue to be considered relates to the fact that the PC1 time series in the Mann et al. analysis was adjusted to reduce the positive slope in the last 150 years ... At this point, it is fair to say that this adjustment was arbitrary and the link between Bristlecone pine growth and CO2 is, at the very least, arguable..." "I still believe the 'Western US' series and its interpretation in terms of Hemispheric mean temperature is perhaps a 'Pandora's box' that we might open at our peril!" [1163715685.txt]

... N THE SOFTWARE ... o] print this reminder to the user prior ... should not be used. The tree-ring ... '960 relative to the summer ... In this data set this "decline" ... l-hoc way, and this means that ... ee-ring density variations, but ... the observed temperatures.'

2006 to 2009
[HARRY_READ_ME.TXT (expletives partially deleted)]
This file appears to be a CRU programmer's three year journal of his efforts to try and recreate CRU's own results produced by software written by MITCHELL. Despite having access to all the data, CRU's code, and the people who developed it and the models, the programmer, identified only as "Harry," could not. Reproducibility is the backbone of peer reviewed science. CRU's peer reviewed papers and those of countless others dependent on them are based on results the CRU can not duplicate. From Botch After Botch After Botch [21], Climategate: hide the decline - codified [23].
"These presumably precise data are the backbone of climate science. Reading 'HARRY_READ_ME.txt' it's clear the CRU's files were a mess. The programmer laments huge gaps in data, bug-filled programs and worries about all the guesswork he's doing. His comments suggest the problems go back years. The CRU at East Anglia University is considered by many as the world's leading climate research agency" [21]
• Back to the gridding. I am seriously worried that our flagship gridded data product is produced by Delaunay triangulation - apparently linear as well. As far as I can see, this renders the station counts totally meaningless. It also means that we cannot say exactly how the gridded data is arrived at from a statistical perspective ... Of course, it's too late for me to fix it too. Meh.
• But what are all those monthly files? DON'T KNOW, UNDOCUMENTED. Wherever I look, there are data files, no info about what they are other than their names. And that's useless ...
• It's botch after botch after botch ... This surely is the worst project I've ever attempted. Eeeek.
• Oh, GOD, if I could start this project again and actually argue the case for junking the inherited program suite
• ... this should all have been rewritten from scratch a year ago!
• Well, dtr2cld is not the world's most complicated program. Whereas cloudreg is, and I immediately found a mistake! ... a loop that, for completely unfathomable reasons, didn't include months!
• Am I the first person to attempt to get the CRU databases in working order?!!
• As far as I can see, this renders the (weather) station counts totally meaningless... COBAR AIRPORT AWS (data from an Australian weather station) cannot start in 1962, it didn't open until 1993!... Getting seriously fed up with the state of the Australian data. so many new stations have been introduced, so many false references.. so many changes that aren't documented.
• The rest of the databases seem to be in nearly as poor a state as Australia was... Aarrggghhh! There truly is no end in sight.
• What the hell is supposed to happen here? Oh yeah -- there is no 'supposed,' I can make it up. So I have :-)
• You can't imagine what this has cost me -- to actually allow the operator to assign false WMO (World Meteorological Organization) codes!! But what else is there in such situations? Especially when dealing with a 'Master' database of dubious provenance ...
• So with a somewhat cynical shrug, I added the nuclear option -- to match every WMO possible, and turn the rest into new stations ... In other words what CRU usually do. It will allow bad databases to pass unnoticed, and good databases to become bad ...
• OH F**K THIS. It's Sunday evening, I've worked all weekend, and just when I thought it was done, I'm hitting yet another problem that's based on the hopeless state of our databases.
• This whole project is SUCH A MESS. No wonder I needed therapy!! ... I am seriously close to giving up, again.
• Decided to read [Tim] Mitchell & Jones 2005 [International Journal of Climatology] again. Noticed that the limit for SD when anomalising should be 4 for precip, not 3! So re-ran with that ... got a mail from PJ [JONES] to say we shouldn't be excluding stations inside 8km anyway - yet that's in IJC [International Journal of Climatology] - Mitchell & Jones 2005! So there you go.
• Right, time to stop pussyfooting around the niceties of Tim's [MITCHELL] labyrinthine software suites - let's have a go at producing CRU TS 3.0! since failing to do that will be the definitive failure of the entire project.
"And based on stuff like this, politicians are going to blow up our economy and lower our standard of living to 'fix' the climate? Are they insane?" [21]

Oct 5, 2009
WIGLEY: BRIFFA IS IN
Immediately after the Y tough time explaining hi
WIGLEY: "But Keith d Keith explain the Mcl how does he explain t chronology rather tha things can be explained c this as he is too close to th
"And the issue of with you and Keith (and M to be unsympathetic to the something, and hiding me
"I think Keith needs to be anything he puts together."

Jun 21, 2006
HOW TO HIDE COOLING: ONLY USE DATA SHOWING WARMING
IPCC review editor John Mitchell admits the reason they don't include proxy data for recent decades is because they don't show warming:
MITCHELL: "There needs to be a clear statement of why the instrumental and proxy data are shown on the same graph. The issue of why we don't show the proxy data for the last few decades (they don't show continued warming) but assume that they are valid for early warm periods needs to be explained." [1150923423.txt]

Oct
MAN
MAN
truth
accu:

Oct 6, 2009
JONES: CRU TEMPERATU
JONES tells WIGLEY why accurate than HANSEN'S
As explained on wattsupv GISS products we've covered problems with CRU's temper he thinks GISS is inferior, wel
JONES: "GISS is inferior - urbanization adjustment whi gridding also smooths things decadal timescales. GISS doe

Oct 28, 2009

FRUSTRATE SKEPTICS' PEER REVIEW BIDS: MISSION ACCOMPLISHED

FROM "How to Manufacture a Climate Consensus" by Patrick J. Michaels: "People who didn't toe Messrs. Wigley, Mann and Jones's line began to experience increasing difficulty in publishing their results. This happened to me [Patrick J. Michaels] and to the University of Alabama's Roy Spencer, who also hypothesized that global warming is likely to be modest. Others surely stopped trying, tiring of summary rejections of good work by editors scared of the mob." [79]

FROM "More evidence of gatekeeping" by Bishop Hill: "It is exactly as we feared. If I [Arthur Rorsch] were to submit an article from a friendly colleague who wanted to publish in a scientific journal, we would always get a rejection; without proper argumentation. I was not the only Dutch researcher that happened to. Climate skeptics everywhere ran into brick walls." [85]

JONES: "You are probably aware of this, but the journal Sonja edits [Energy & Environment] is at the very bottom of almost all climate scientists lists of journals to read. It is the journal of choice of climate change skeptics and even here they don't seem to be bothering with journals at all recently." [1256765544.txt]

, MANN, SALINGER, SCHMIDT, and for reviewers the Journal of Geophysical Science. They recommend colleagues who are close to you (actually quoted in the e-mail from Jones, 12.2006).

ledgeable in your area and could give an opinion on the work of colleagues who are close to you (this requires name, email, and institution).'

ence Livermore
Washington ...
of State Univ
xx.xxx> NCDC'

much to do. Tom Wigley is semi retired and rests from JGR. We have Ben Santer in the UK, and I'd go for one of Tom Peterson or Dave Legler, an Australian and one in Europe. So Neville is the sorts of things to say - about our lack of any prompting." [1249503274.txt]

TO BE TRUSTED; EVEN PEER REVIEWED AND PUBLISHED IN "DISCREDITED" JOURNAL

ES): "[M]ore likely he [McIntyre] won't submit if it does get his criticism 'published' it will be in the journal 'Energy and Environment.'" "A necessary sufficient condition for taking a scientific paper passed through the legitimate scientific peer review process as Mcintyre who operate almost everywhere are not to be trusted."

Oct 12, 2009

TRENBERTH: WHERE THE HECK IS GLOBAL WARMING?

TRENBERTH discusses the BBC's October 9 article, and not only confirms warming has stopped for 10-12 years [see {JONES 5.Jul.2005} and {KELLY 26.OCT.2008}], but that this was not predicted by any of the models. His explanation for the failure: The data are wrong:

TRENBERTH: "Well I have my own article on **where the heck is global warming?** We are asking that here in Boulder where we have broken records the past two days for the coldest days on record.... The high the last 2 days was below 30F and the normal is 69F, and it smashed the previous records for these days by 10F.... This is January [winter] weather [in early autumn]."

"The fact is that we can't account for the lack of warming at the moment and it is a travesty that we can't. The CERES data ... shows there should be even more warming: **but the data are surely wrong. Our observing system is inadequate.**" [1255352257.txt]

This is the kind of bankrupt logic and blind faith we now see masquerading as rational science.

Are we to believe that temperature data collected by 30-year old instruments in the 1980s, upon which the Anthropogenic Global Warming enterprise was based, is more reliable than that collected by billions of dollars worth of new land, oceanic, air and space instruments (i.e. the "observing system") because their data does not show warming? Are we to believe that after decades of technological advancement, our temperature readings now are less reliable than those of yore?

Alternatively, and more likely, the entire CO2/man-made global warming, or AGW, theory is wrong. Science has a rule: "if the theory doesn't fit the data, get another theory!"



A MESS OVER YAMAL

Yamal issue breaks, WIGLEY admits BRIFFA is going to have a hard time getting it out of it:

... seems to have got himself into a mess." "[H]ow does McIntyre plot that compares Yamal-12 with Yamal-all? And the apparent 'selection' of the less well-replicated data at the later (better replicated) chronology?... Perhaps these are early and concisely - but I am not sure Keith [Briffa] is able to do this issue and probably quite pissed of [sic]."

-holding data is still a hot potato, one that affects both sides (lann). Yes, there are reasons - but many *good* scientists appear to be. The trouble here is that with-holding data looks like hiding the truth (in some eyes) that it is bogus science that is being hidden.

... very, very careful in how he handles this. I'd be willing to check over it." [1254756944.txt]

Oct 27, 2009

WARRIOR ON YAMAL: IT ISN'T ABOUT TRUTH

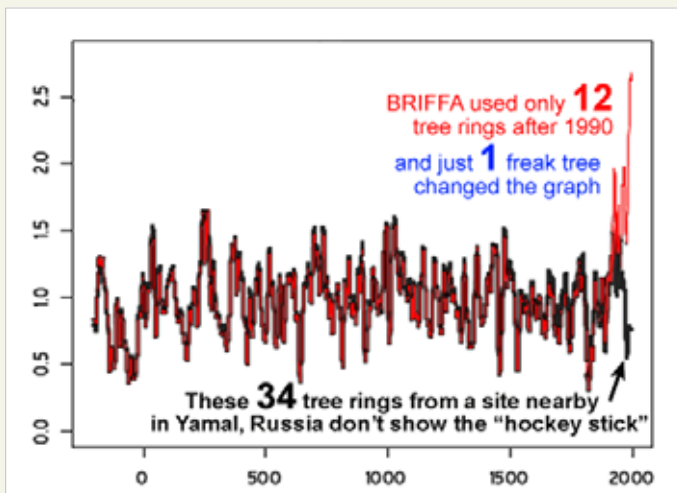
WARRIOR to JONES: "As we all know, this isn't about the truth at all, its about plausibly deniable scenarios." [1256735067.txt]

CRU DATA IS BETTER THAN THE NASA GISS DATA

... he believes UK's CRU temperature record and data are more reliable than the GISS record at NASA.

withthat.com: "Many of [JONES'] points about problems with the NASA temperature series here on WUWT and at Climate Audit." "Here's the thing, we've seen the temperature series in the code already. If Dr. Jones is aware of those problems, and if he then, wow, just how bad is GISS?" [30] (Also see [50].)

... not just because it doesn't use back data. They also impose some bias which is based on population/night lights which I don't think is very good. Their data is out. Plotting all three together for land only though they look similar at first but they have less year-to-year variability - when I last looked." [1254850534.txt]



Sep 26, 2009

MCINTYRE EXPOSES BRIFFA'S YAMAL

After trying for 3 years, MCINTYRE finally obtains, by luck, the Yamal tree ring measurement data used by BRIFFA (see {BRIFFA 2000}). [45] He discovers BRIFFA only used 12 cores. Furthermore, he finds that only one freak tree of the 12 created the hockey stick! If that tree is removed from the equation, the hockey stick disappears, and when a larger sample is used -- the 34 cores in the Schweingruber Yamal dataset -- the result is cooling, as shown in the graph. [26]

Dec 10, 2008

JONES: I'M NOT TO DELETE E-MAILS; FOI COMMISSIONER: FOI DOESN'T APPLY TO IPCC

JONES: "Haven't got a reply from the FOI person here at UEA. So I'm not entirely confident the numbers are correct. One way of checking would be to look on CA, but I'm not doing that. I did get an email from the FOI person here early yesterday to tell me I shouldn't be deleting emails unless this was 'normal'"

1,500 in the most recent years [in the NCLC data].... [A]nd in the final NASA/GISTemp data file, it drops to about 1,000, most below 60 degrees latitude, where temperatures are naturally warmer. [168:1] And so, like the Three Musketeers, the CRU, GISS and NOAA temperature records stand or fall together.

Data fudging and secrecy aside, by 1998, Earth had stopped warming and begun cooling, despite record levels of CO2 (large blue event box with a bomb icon). This divergence between AGW theory and reality grew so enormous that by October 12, 2009, Kevin Trenberth, in a fit of frustration, e-mailed his colleagues: "Where the heck is global warming?" "The fact is that we can't account for the lack of warming at the moment and it is a travesty that we can't." The reason he gave for their inability to account for cooling was that "[T]he data are surely wrong. Our observing system is inadequate." In other words, the findings indicating cooling were wrong, but the climate models, predicting warming, were correct. This, arguably, is the key revelation of ClimateGate. It makes self-evident that blind faith and bankrupt logic are now masquerading as rational science. No matter how much techno-babble is used to make today's climate models sound impressive, they have all proved wrong. The hockey team scientists admit they have no clue why this is so, though other scientists do (see "Climate Corrections" [92]).

These problems would have been publicized years ago if the AGW theorists didn't have powerful allies: policy makers in virtually every professional scientific body, editors of virtually every major scientific journal, and reporters and editors at virtually all mainstream media outlets. Few provided unbiased, impartial forums where alternate views and evidence were aired and debated. Instead, most took official positions, invariably with an air of authority, and spared no effort to ensure that voices against the artificial consensus were quashed by editorial fiat and a persistent campaign of vilification, intimidation, and ridicule.

Twenty-first Century science has borrowed a page from the medieval Church in using fear and persecution to silence skeptics. The oppressed have become the oppressors. Given that most professional scientific bodies and peer-reviewed journals have been active accomplices in this scandal, one wonders how many other "scientific consensuses" have been similarly engineered.

1974
ANOTHER ICE AGE?
TIME MAGAZINE (June 24, 1974): "Climatological Cassandras are becoming increasingly apprehensive, for the weather aberrations they are studying may be the harbinger of another ice age." [1]
NEW YORK TIMES (May 21, 1975): "Scientists ponder why world's climate is changing: Major cooling widely considered to be inevitable." [2]
NEWSWEEK (April 28, 1975): *The Cooling World* - "[A]lmost unanimous in the view that the trend will reduce agricultural productivity for the rest of the century." [3]
INTERNATIONAL WILDLIFE (July 1975): "[T]he threat of a new ice age must now stand alongside nuclear war as a likely source of wholesale death and misery for mankind." -- Nigel Calder [150]
 See [135] for media coverage of warming and cooling spanning 114 years.

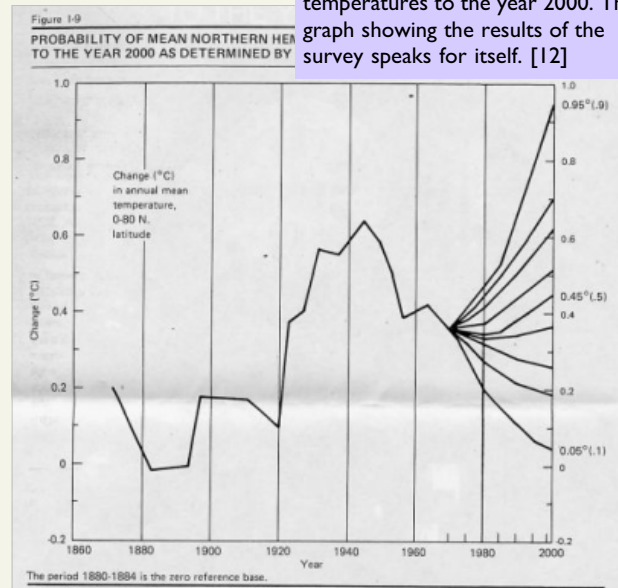
1940 - 1980
GLOBAL COOLING DESPITE THE GREATEST MAN-MADE CO2 EMISSIONS DURING THE POST WAR ECONOMIC BOOM (AS IT APPEARED IN 1980 DATA)

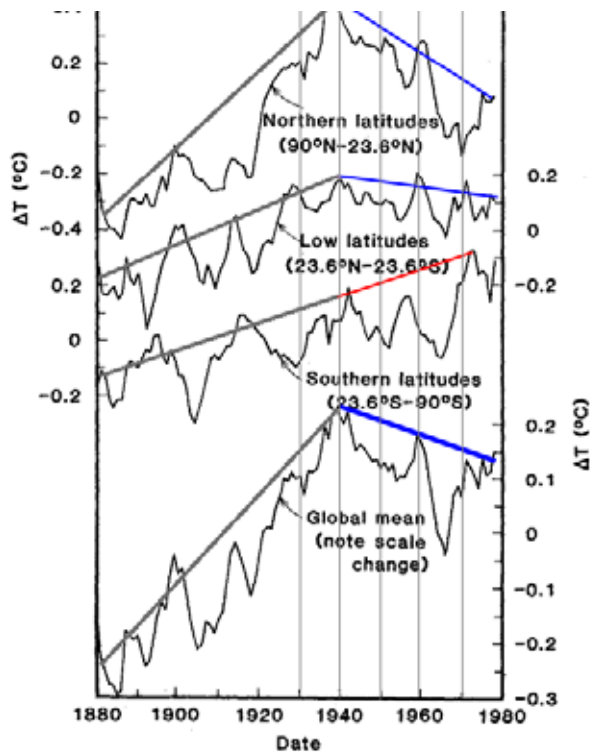
Jan 1940 Jan 1974 Jan 1976 Jan 1978 Jan 1979

1974
BERT BOLIN (LATER THE 1ST IPCC CHAIRMAN) SUGGESTS ON BBC'S "THE WEATHER MACHINE" THAT CO2 MIGHT CAUSE GLOBAL WARMING
 Niger Calder, editor of *New Scientist* magazine and "the man responsible" for the BBC 1974 series "The Weather Machine," explains: "We were also the first to put Bert Bolin of Sweden on international television talking about the dangers of carbon dioxide, and I remember being bitterly criticized by top experts for indulging him in his fantasy.... [In the 1980s, Margaret Thatcher] said to the scientists, she went to the Royal Society, and she said: 'There's money on the table for you to prove this stuff' [i.e. CO2 induced warming], because she was in favor of nuclear power for many reasons]. So, of course they went away and did that." [140]
 BOLIN ON THE BBC: "And there is a lot of oil, and there are vast amounts of coal left. We seem to be burning it at an ever increasing rate. And if we go on doing this, in about 50 years time, the climate may be a few degrees warmer than today. We just don't know." [139]

1976
CLIMATOLOGIST SURVEY REVEALS NO CLEAR OUTLOOK
 HANSEN, Wang, et al publish "Greenhouse Effects Due to Man-made Perturbations of Trace Gases" in the journal *Science*, and state: "Anthropogenic gases may alter our climate by plugging an atmospheric window for escaping radiation." [11]
 In 1976, the National Defense University publishes a report "Climate Change to the Year 2000," sponsored jointly by the NDU, the Department of Agriculture, and NOAA, surveying 24 climatologists from 7 countries on their estimates of northern hemispheric temperatures to the year 2000. The graph showing the results of the survey speaks for itself. [12]

Feb 21, 1978 - November 1978
DESPITE COOLING, FUTURE TEMPERATURES CONFERENCE CONCLUDES THAT CLIMATE ARE HEAVILY INFLUENCED BY MAN-MADE CO2
 Many of the individual reports (including JONES' report) are now major papers.
FEBRUARY 21 - Workshop sponsored by the National Defense University.
FEBRUARY 12 - Conference organized by the National Defense University to unite in a report but does "not call for action."
MARCH 7, 1979 - Report of carbon dioxide emissions by the Department of Energy.
JULY 23, 1979 - Report of the National Academy of Sciences to "analyze the climatic changes resulting from the atmosphere" and the Office of Science and Technology of the UK Meteorological Office.
 Despite acknowledging the role of the biological group's conclusion, "warming will eventually occur."
NOVEMBER, 1978 - Conference organized jointly by the World Meteorological Organization for Science (ICSU) to warrant an international plan for CO2 would





Hansen et al. Science Aug. 1981 (trend lines added)

961

b) Cooled from 1940 to 1980 (40 years), despite the greatest increase in man-made emissions of CO₂ up to that date, due to the post war economic boom.

Regardless of a previous warming trend of 60 years, and being 40 years into a cooling trend, it was decided at the July, 1979 conference that the Earth was again undergoing warming, and that CO₂ was to blame. How?

How could HANSEN have predicted a warming trend at this time, the late 1970s, when his own data didn't show it? Only **years later, once a seeming trend had set in**, was it declared that Earth was in a warming period. Was this a coincidence? Was HANSEN lucky? Are we to believe that "simple climate model[s]" [133] constructed 30 years ago let Hansen et al accurately predict global warming and attribute it to CO₂, when these, and later, more sophisticated models run on powerful super-computers, all failed to predict the global *cooling* that has been happening for more than a decade now (despite ever-higher levels of atmospheric CO₂)?

Or is it as Syun-ichi Akasofu, former director of the world-leading International Arctic Research Center at the University of Alaska, and author of over 500 articles, explained in September 2007: "[N]o supercomputer, no matter how powerful, is able to prove definitively a simplistic hypothesis that says the greenhouse effect is responsible for warming." [92]

In fact, after 12 years of cooling, one hockey stick researcher flatly states today that it is a "travesty" models cannot account for the cooling (see {TRENBERTH 12.Oct.2009}). If these models cannot explain the cooling, it stands to reason they cannot explain the warming, because *unknown* factors changing the climate are overwhelming the *known*.

Yet, while only a handful of scientists agreed with the 1979 conference conclusions or HANSEN'S 1981 position, the news media ignored all other points of view, and championed Hansen's CO₂ induced warming, giving him front-page billing. Why?



1989
US GLOBAL CHANGE RESEARCH WITH AN INITIAL BUDGET OF \$1-BILLION IS SPENT ANNUALLY ON

"The Program is broad in scope, encompassing system changes, including climatic, volcanic, biological changes ... [and] addresses both direct and indirect effects of human activity. Global warming has attracted public attention this past year, is an important issue. **However, global warming has occurred. The potential for future global warming and the contributions of natural processes are still poorly known.**" "In FY 1989, funding for global change research activities totals \$1.1 billion."

Today research funding exceeds \$2 billion annually. Exxon over 10 years has donated \$23 million by Exxon over 10 years. Total, over the last 20 years, by the end of 2007, the government will have poured in \$32 billion. Another \$36 billion for development of climate models. [131:1] (See also [142].)

1989
UK MET OFFICE ESTABLISHES HADLEY CENTRE FOR CLIMATE PREDICTION: HAS CLOSE TIES WITH

John Houghton, Director General of the IPCC Working Group I, is "in charge of the Met Office's offshoot the Hadley Centre for Climate Prediction." [130]

"The Hadley Centre has a very close relationship with the University of East Anglia the IPCC with a key temperature data provided climate modelling for most, if not all, of the pivotal chapter of the 2007 [IPCC] report. The activity was blamed for warming, had 53 scientists from the Hadley Centre. At one stage the IPCC was housed in the Hadley Centre building." [142]

Mar 9, 1980
NEW YORK TIMES: COOLING
March 9, 1980: "Scientists are reviving the controversial notion that millions of cubic miles of Antarctic ice can sometimes abruptly slip off the continent into the sea, resulting in extreme increases in global ocean levels and precipitating a **dramatic chilling of the world's climate.**" [2]

Apr 17, 1981
NEW YORK TIMES: WARMING FROM CO₂
One year after headlining cooling, the *New York Times* flip-flops, and in an op-ed piece sets the terms of the **CO₂-induced global warming** debate: "[By] the time we were certain that a carbon dioxide induced climate change was occurring, it would be too late to prevent it." [6]

1980 Apr 1980 Jul 1980 Oct 1980 Jan 1981 Apr 1981 Jul 1981 Oct 1985 Apr 1988 Jul 1988 Oct 1988

1980
SINCE 1940, AND NO CONSENSUS ON TEMPERATURE TRENDS, A NUMBER OF SCIENTISTS QUESTION HOW CO₂ SUPPOSEDLY IMPACTS CLIMATE. A DEBATE BEGAN BETWEEN 1978 AND 1980

Individuals directly involved in the ClimateGate e-mails (including HANSEN, WIGLEY, and HANSEN) attend these meetings in the days prior to the IPCC. The same individuals are also involved in the IPCC itself. [13]

1978: "Carbon Dioxide, Climate and Society," a report by WMO, UNEP and SCOPE. [10:1]

1979: First World Climate Conference. The World Meteorological Organization calls "on all efforts to understand climate change and to plan for it, and to take action to prevent future climate change." [5]

1980: A Miami Beach workshop on the global effects of climate change from fossil fuels is conducted by the U.S. National Academy of Sciences. [10:1]

A study group convened by the National Academy of Sciences assesses the scientific basis for projection of possible future climate change resulting from man-made release of carbon dioxide into the atmosphere. In response to a request by the Director of the National Center for Environmental and Technology, HANSEN and A. Gilchirst (of the National Center for Environmental and Technology) are contributing scientists.

Addressing significant gaps in knowledge, and omitting the "sphere in the carbon cycle" from their deliberations, the study group concludes, assuming a doubling of CO₂ by 2050, is that **virtually occur.**" [10:2]

1980: "[A conference] in Villach, Austria, in 1980, organized by the United Nations Environment Programme (UNEP), the World Meteorological Organisation (WMO) and the International Council for Scientific and Technical Cooperation, also concluded that the potential threats were sufficient to warrant an international programme of co-operation in research but that, given the scientific uncertainties, the development of a management plan would be premature." [5]

Authors of CRU e-mails, including JONES and WIGLEY, attended this conference. [13]

Aug 22, 1981
GLOBAL WARMING MAKES THE FRONT PAGE
Global warming makes the front page after HANSEN provides a *New York Times* reporter with a preview copy of his paper "Climate Impact of Increasing Atmospheric Carbon Dioxide" to be published in the journal *Science* [4], in which he makes dramatic predictions about CO₂ greenhouse effects [7].
"Many scientists were critical of the approach taken by HANSEN and others for damaging the integrity of science. According to [Spencer] Weart, 'respected scientists publicly rebuked Hansen, saying he had gone far beyond what scientific evidence justified.'" [5]

Oct 9, 1985
THE IPCC IS CONCEIVED

A second conference in Villach, critical to placing the climate change issue firmly on the international political agenda and the subsequent establishment of the IPCC, concludes that the need for government action is more urgent than previously thought. According to a joint statement of the three organizing bodies: "As a result of the increasing concentrations of greenhouse gases, it is now believed that in the first half of the next century a rise of global mean temperature could occur which is greater than any in man's history."

"[Wendy E.] Franz points out that these conclusions were far bolder than any that had gone before, and stood in stark contrast to the conclusion of a US National Research Council report, published just two years earlier in 1983, which 'advocated 'caution not panic', and weighed in against the development of policies to limit CO₂ emissions.'" [5]

According to John McLean, citing Franz's paper "The Development of an International Agenda for Climate Change," [170] "[T]his time the 100 attendees participated as individuals rather than representatives of their countries, and they were selected by the three sponsoring agencies.

"These agencies pressured the attendees for policy recommendations with the UNEP representative asking for a recommendation about moving away from fossil fuels, the WMO asking for clear statements about the state of knowledge and for advice to policy makers and the ICSU asking for 'necessary policies at the national and international level. **That one sponsoring organization was already asking for a movement away from fossil fuel and another asking for certain 'necessary' policies shows that they had decided on the conclusion even before the conference began.** But these were not the only ones. Franz says that the chairman, James Hansen, told the participants to 'develop a consensus statement on the present state of our scientific knowledge of increases in CO₂ and other radiatively active gases, and the physical and socio-economic impacts, and to develop sound recommendations for action by countries and by international agencies, based on this scientific consensus.'" [130]

Jun 1988
WMO AND UNEP ESTABLISH THE INTERNATIONAL PANEL ON CLIMATE CHANGE (IPCC)
"Bert Bolin, the first chairman of the IPCC was also the first to propose the notion of manmade warming, having worked on the Brundtland Report, the SCOPE 29 report (on which he was the lead author) and, very crucially, having documented the scientific basis for a consensus that manmade emissions of carbon dioxide were a factor in climate." [130]
"John Houghton, of the UK's Met Office and seen as the man who made warming as Bolin, [was] appointed to chair the IPCC. He was made to look for evidence of climate change and a consensus that manmade emissions of carbon dioxide were a factor in climate." [130]

Jun 1988
HANSEN: STOP WAFFLING; OTHER SCIENTISTS: STOP DENYING

"The present hysteria formally began in the summer of 1988, but it had been put in place at least three years earlier. In testimony before the Senate Committee on Energy and Natural Resources, James Hansen, of the Goddard Institute for Space Studies, in testimony before the Senate Committee on Energy and Natural Resources, said, in effect, that the temperature had increased and that there was no statement concerning the relation between CO₂ and temperature. HANSEN tells journalists that it is time to "stop waffling" because the evidence is pretty strong that the greenhouse effect is real." [130]

The media leap onto CO₂ induced global warming. American newspaper articles about it rise to a peak in 1988.

"The interest Hansen generated in the media was such that a major conference held in Toronto at the end of July 1988, on the Changing Atmosphere, organised by scientists from the University of Toronto and the Bellagio workshops of 1987. This conference brought together 20 politicians and ambassadors, 118 political scientists, 73 government officials, 73 physical scientists, 50 industrial scientists, 30 social scientists and 50 environmental scientists. According to Franz, the conference's challenge was to predict whether CO₂ levels would rise about 20 percent of 1988 levels by 2004 had CO₂ levels risen to 550 ppm by 2050." [130]

"Many scientists were critical of the approach taken by HANSEN and others for damaging the integrity of science. According to [Spencer] Weart, 'respected scientists publicly rebuked Hansen, saying he had gone far beyond what scientific evidence justified.'" [5] See also [151].

PROGRAM ESTABLISHED 40 MILLION. (TODAY, \$2 US CLIMATE RESEARCH)

assing the full range of earth nic, seismic, ecological, and th natural phenomena and the g, an issue that has received much rtant element of this Program." rurred in pre-industrial eras. rming, and the relative and human influences are nding for focused global 133.9 million." [131:2]

illion annually, as compared to (just \$2 million per year). "In ifiscal year 2009, the US on for climate research—and imate-related technologies."

OLEY CENTRE FOR CLIMATE WITH IPCC AND CRU

the UK's Met Office and chair strumental in [establishing] ley Centre for Climate

tionship with the IPCC on several atic Research Unit (CRU) of adley Centre supplies the set ... Hadley Centre has also t all of the IPCC's report ... The ort, the chapter in which human t authors of whom 10 were from C even had offices in the Hadley

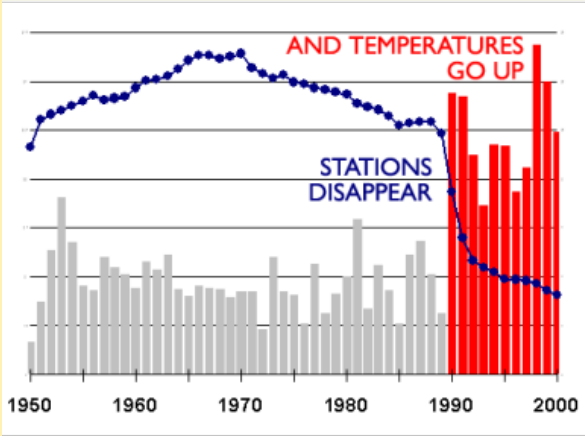
1990
75% OF WORLD TEMPERATURE STATIONS DISAPPEAR FROM NOAA'S GHCN DATA; REMAINING STATIONS HAVE WARM BIAS

In January, 2010, TV stations KUSI of San Diego and meteorologist Joseph D'Aleo break the news: "[T]he global surface station based data is seriously compromised by major station dropout." "Programmer E.M. Smith's analysis of NOAA's GHCN found they systematically eliminated 75% of the world's stations with a clear bias towards removing higher latitude, high altitude and rural locations, all of which had a tendency to be cooler." [From 6,000 stations it] dropped rapidly to 1500 around 1990." [171] "Average temperatures for the station categories jumped when the stations dropped out [see graph], suggesting that it was mainly the colder stations that were no longer in the record." [173:1]

"Smith says after awhile [sic], it became clear this was not a random strange pattern he was finding, but a well designed and orchestrated manipulation process. The more I looked, the more I found patterns of deletion that could not be accidental. Thermometers moved from cold mountains to warm beaches; from Siberian Arctic to more southerly locations and from pristine rural locations to jet airport tarmacs. The last remaining Arctic thermometer in Canada is in a place called 'The Garden Spot of the Arctic,' always moving away from the cold and toward the heat. I could not believe it was so blatant and it clearly looked like it was in support of an agenda," Smith says." [168:1] (Also see [172].)

JONES: "[There] is no way the MWP (whenever it was) was as warm globally as the last 20 years. There is also no way a whole decade in the LIA period was more than 1 deg C on a global basis cooler than the 1961-90 mean. This is all gut feeling, no science..." [1098472400.txt]

A warm peak in 1940 was another obstacle for AGW theorists, since it occurred before significant man-made CO2 emissions (see {GRAPH 1981}). A programmer's notation in the CRU software (see {HOW TO HIDE 7.Sep.1998}) to "Apply a VERY ARTIFICIAL correction for decline" appears to reveal the CRU's method for erasing the problem: The recorded peak was artificially lowered, and subsequent temperatures hiked. [153]



1995
CARBON ECONOMICS I: CARBON TRADING THE LARGEST NON-FINANCIAL COMMODITY

"Carbon emissions have been traded, albeit at market prices, since the 1990s." [134] "According to the World Bank, carbon trading reached \$63 billion in 2007 to \$126 billion in 2008."

"Bart Chilton, head of the energy and environment Futures Trading Commission ... has predicted that the markets his agency currently regulates: 'It is the largest commodity market in the world.'"

"Richard L. Sandor, chairman and chief executive of the world's biggest carbon dioxide exchange, says: 'We're going to see a worldwide market, and carbon trading will be the largest financial commodity in the world.' He predicted that the market will be worth \$100 billion by 2010."

"In other words, carbon trading will be bigger than oil and more lucrative than gold. It represents a major vested interest in our economy and to our world, and we need to get on with the science. If there is no evidence that we should trade it." [131:1]

1976 - 2000
TEMPERATURES WARMING GLOBALLY
(2009 DATA)

Jan 1989 Apr 1989 Jul 1989 Oct 1989 Jan 1990 Oct 1991 Jan 1992 Jan 1993 Jan 1995 Apr 1995

GOVERNMENTAL PANEL ON CLIMATE CHANGE

already heavily committed to the cause, and was previously for the UNEP, WMO, the chair of the first IPCC report was largely attributed to the Villach conference reached agreement that carbon dioxide were to blame for variations in climate.

Increasingly as much a believer in man-made climate change as the IPCC Working Group I, whose role was to attribute causes (as if that blame could be placed on anyone).

SCIENTISTS REBUKE HANSEN

Director of 1988, although preparations were under way for the first IPCC report before Sen. Al Gore's Committee on Global Warming. He was 99 percent certain that global warming was occurring. He said: "I have seen the two." [151] Afterwards, Hansen said: "I stop waffling, and say that the climate is here." [4] [5]

Warming, and the number of hurricanes increased tenfold in just one year. [4]

It was also well-timed with regard to a report in 1988 [the World Conference on Climate Change] that scientists involved with the Villach and the World Conference together 341 delegates, including policy and legal advisers and senior industry representatives and energy industry activists from 46 countries." [5] The report called for a global agreement to reduce CO2 emissions by 50% by the year 2050 with minimal scientific support. [5]

Leadership taken by Hansen and his team. According to [climate scientists] who publicly rebuked Hansen's claims, what scientific evidence

1990
THIRD WORLD ECONOMIC COMPENSATION IS ALREADY ON THE AGENDA

At the third IPCC session (Washington, February, 1990), Bert Bolin (Chair IPCC Working Group I) states that the fossil fuel issue is "undoubtedly the critical one and must be addressed now," and speaks of the financial aid and technology transfer that will be required from developed countries to developing ones. [130]

1990
FIRST IPCC ASSESSMENT REPORT

Lead authors and other contributors to the report include senior staff from the UK Meteorological Office and CRU [130].

The temperature graph shown is Figure 7c from the 1990 IPCC report. This graph was created by Hubert Lamb, CRU's first Director [125], and shows the Medieval Warm Period of 1000 years ago and the Little Ice Age of 300 years ago, which, as David Evans explains in his article "A Simple Proof that Global Warming Is Not Man-Made" is just that. [25]

Both the MWP and LIA were global phenomena and major problems for the CO2/man-made global warming theory, so the hockey team needed to eliminate them, which is what MANN'S 1999 hockey stick graph accomplished. [36] [127] See {MIEVEAL WARM PERIOD 1995}.

As a result, the IPCC replaced its temperature graph in 2001 with MANN'S now discredited "hockey stick" graph (see {MCINTYRE AND MCKITRICK Nov.2003}) that flattened the MWP and LIA, and turned dramatically upward in the mid-twentieth century, creating an impression that global temperatures had previously been stable.

1992
IPCC SUPPLEMENTARY REPORT ON CLIMATE CHANGE AND THE UNFCCC IS CREATED

Creation of the United Nations Framework Convention on Climate Change, "a body that supports the operation of a treaty of the same name and that treaty asserts that manmade emissions of carbon dioxide cause warming." [130]

1995
SECOND IPCC ASSESSMENT REPORT

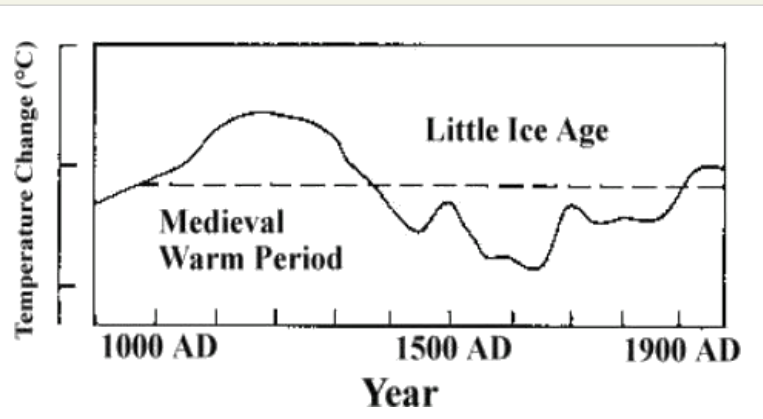
As with the IPCC's 1990 report, key lead authors of the 1995 report include senior staff from the UK Meteorological Office.

James Hansen was responsible for a highly controversial chapter in the 1995 IPCC report (see {WALL STREET JOURNAL 1995}).

BEFORE: "No study to date has positively attributed [global warming] to anthropogenic causes." - IPCC 1995 [126]

BEFORE: "When will an anthropogenic effect on climate be detected? The best answer to this question is, 'We do not know.'" - IPCC 1995 [126]

AFTER: "The body of... evidence now points to a discernible human influence on climate." -- IPCC 1995 (rewrite) [126]



1978 - 1993
WIGLEY is Director of the University of East Anglia's CRU, and custodian of its temperature record, the primary data set relied on by the IPCC. [19]



change as 'solar forcing,' not carbon dioxide (CO₂). This fact was also kept secret. Remarkably, this was exactly what [Willie] Soon and [Sallie] Baliunas published in ... [a] Climate Research paper [in 2003]. The solar correlation became a lightning rod. More than a dozen e-mails from the Jones Gang discuss how to discredit Soon and Baliunas." (See {11.Mar.2003 THREATEN CLIMATE RESEARCH.}) [169]

Mar 1, 1998

CARBON ECONOMICS 2: A STACKED DECK AGAINST ECONOMIC PROGRESS

As Terence Corcoran explains in "Climategate Part I - A 2,000-page epic of science and skepticism," CRU became involved with developing future economic scenarios for the IPCC, 'loaded ideological exercise. In March 1998, Mike Hulme received a draft version [0889554019.txt] of 100-year forecast scenarios.... [T]he AI scenario is called the Golden Economic Age. It describes a period 'rapid and successful economic development,' brought on by the economic structures that have been successful in the past: free markets, global free trade, innovation.... The trouble with this Golden Economy ... is that it produced a lot of carbon emissions ... The alternatives were variations on slower growth.... But good news, from the IPCC perspective, is that carbon emissions were a lot lower." [124:1]

"The upshot of these scenarios, based on IPCC objectives of reducing carbon emission, deck stacked against free markets and globalization. In the [ClimateGate] emails, the scenarios make their way through a barrage of comment from scientists who, for the most part, balk at the procedure. One small sample, Tom Wigley wrote to Mike Hulme telling him that 'energy-economics models need to be revised' because they fail to take into account actual emissions between 1990 and 1999. In July, 1998, David Schimel, a climate scientist at the U.S. National Center for Atmospheric Research, wrote to Wigley raised this issue at the scoping meeting ... where it was greeted with general agreement **but it appears to come as a complete surprise to many that scenarios should have a relationship to reality**"

"In the end, Mike Hulme appeared as one of the contributing authors for the IPCC's 2001 Synthesis Report, including various 100-year scenarios. It concluded that carbon concentration in the atmosphere could rise 1,250% above the pre-industrial year of 1750 under the free market AI scenario, with temperatures rising as much as 5.8 degrees Celsius.

"Capitalism clearly ruins everything." [124:1] (See also [143] [144].)

Aug 12, 1996

JONES: ICE CORES VERY UNRELIABLE AND TREE RINGS LESS THAN 50% RELIABLE FOR DETERMINING PAST TEMPERATURE

JONES [0839858862.txt]: "I am disturbed by how some people in the paleo community try to oversell their product.... **Climate variance explained by the proxy variable—close to zero for ice core isotopes, up to 50% for tree rings, somewhere in between for most other indicators.**"

Also see [1142108839.txt], an 11.Mar.2006 e-mail from Richard Alley (of Pennsylvania State University) to JONES, BRIFFA, and others, in which he summarizes the NRC's skepticism towards "the ability of proxies to detect warming above the level of a millennium ago." Alley mentions that "one of the committee members was asking each presenter whether the presenter believed that temperatures could be reconstructed for 1000 years ago within 0.5 C, and that the presenters were answering with some qualified version of 'no.'" He also summarizes the many problems with using tree rings for determining temperature.

Jun 24, 1998 - May 8, 2007

GLOBAL WARMING ALSO ON TRITON, NEPTUNE, I

JUNE 24, 1998: Global warming on Neptune's largest moon
 JANUARY 26, 2007: Simultaneous global warming on Mars
 MAY 8, 2007: Neptune warming steadily from 1980 to 2007

...ING FORECAST TO BE THE WORLD'S

...or levels, in the over-the-counter (OTC) market
 Bank, turnover of carbon trading **doubled from**
 [131:1]

...ntal markets advisory committee of the Commodity
 it within five years a carbon market would dwarf any
 can see carbon trading being a **\$2 trillion market.**
 id." [131:1]

...utive officer of Climate Exchange Plc, which
 change in London, sees an even larger market:
 bon will **unambiguously be the largest non-**
 dicted trades eventually will total **\$10 trillion a year.**

...n oil, and even the promise of a market that massive
 As Bart Chilton says: 'This issue is too important to
 et this right from the get-go.' The 'get-go' starts with
need to curtail carbon, there is no need to

Jul 1995 Oct 1995 Jan 1996 Apr 1996 Jul 1996 Oct 1996 Jan 1997 Apr 1997 Jul 1997 Oct 1997 Jan 1998

and other contributors to the
 ological Office and CRU. [130]

al rewriting of key passages in
 (NAL 12.Jun.1996)).

all or part [of observed climate

ate be identified? It is not surprising
 v." -- IPCC 1995 [126]

ernible human influence on global

Dec 11, 1997

KYOTO PROTOCOL

1998

PETITION: "

The Petition
 settled' - that c
 only a handful
 includes 15-ti
 scientists wh
 computer an

Dec 20, 2007

U.S. SENATE REPORT: OVER 400 PROMINENT SCIENTISTS DISPUTE MAN-MADE GLOBAL WARMING CLAIMS (report updated to 700)

"Over 400 prominent scientists from more than two dozen countries recently voiced significant objections to major aspects of the so-called 'consensus' on man-made global warming. The report, released by the U.S. Senate Committee on Environment and Public Works, criticized the climate claims made by the UN IPCC ..." [55] [ClimateGate lets the public in]

- **Kiminori Itoh**, IPCC expert reviewer, and award-winning environmental physical chemist: "[The promotion of warming fears] is **'the worst deception ever'** ... **deceived by science and scientists.**" [55]
- **Kenneth Green** (2009), IPCC expert reviewer: "**[W]e can expect climate crisis industry to grow increasingly shrill, and increasingly harmful.**" [55]
- **Vincent Gray**, IPCC expert reviewer of report drafts since 1990, and author of over 100 papers: "**The claims of the IPCC are dangerous and deceptive.**" [55]
- **Tom Segalstad** (2009), former IPCC expert reviewer, and geologist at the University of Oslo: "**Most leading geologists throughout the world have concluded that the IPCC report is flawed.**" [55]
- **Philip Lloyd** (2009), IPCC co-coordinating lead author, and author of over 150 peer reviewed publications: "**It isn't necessary to list all the co-authors of the Summary for Policy Makers said they said. The process is so flawed that the result is tantamount to fraud. As an authority, the IPCC is a joke.**" [55]
- **Richard Lindzen**, former IPCC lead author, and current Alfred P. Sloan professor of meteorology at MIT: "**Controlling carbon is kind of like trying to control the weather. It's a hopeless task. The IPCC is a bunch of people offering their consensus, I participated in that. Each person who is an author writes one or two pages in conjunction with someone else ... but they are all in it for their own benefit.**" [55]
- **Paul Reiter**, former malaria expert at the Centers for Disease Control and Prevention, and current professor of entomology and tropical medicine at the University of Florida: "**It is not surprising that the IPCC report is so flawed. The IPCC is a bunch of people who are not scientists. They are just bureaucrats who are trying to make a name for themselves. They are not interested in the truth. They are interested in making a name for themselves.**" [55]
- **Patrick J. Michaels**, IPCC expert reviewer, past president of the American Association of State Climatologists, and current professor of geology at the University of Texas at Dallas: "**[i.e., peer reviewed] scientific literature do we find any support for Gore's hypothesis. Instead, there's an un-refereed editorial by NASA climate firebrand James Hansen in the journal Science. Hansen is a climate scientist who has been discredited by his own colleagues. He is a climate scientist who has been discredited by his own colleagues. He is a climate scientist who has been discredited by his own colleagues.**" [55]
- **John Christy**, IPCC lead author, professor of atmospheric science and director of the Earth System Science Center at the University of Alabama: "**They were talking about their role as [IPCC] lead authors ... [and] how they were trying to make the report so dramatic that the United States would just have to accept it.**" [55]
- **Christopher W. Landsea**, IPCC author and reviewer, atmospheric scientist, and hurricane expert with NOAA's National Hurricane Center: "**I am withdrawing because I have come to view the part of the IPCC to which my expertise is relevant as having become politicized. I am being motivated by pre-conceived agendas and being scientifically unsound.**" [55]
- **Andrei Kapitsa**, Russian geographer and Antarctic ice core researcher: "**A large number of critical documents submitted at the 1995 U.N. conference on climate change were suppressed, and the U.N. declared global warming to be a scientific fact.**" [161]

1993 - 1998

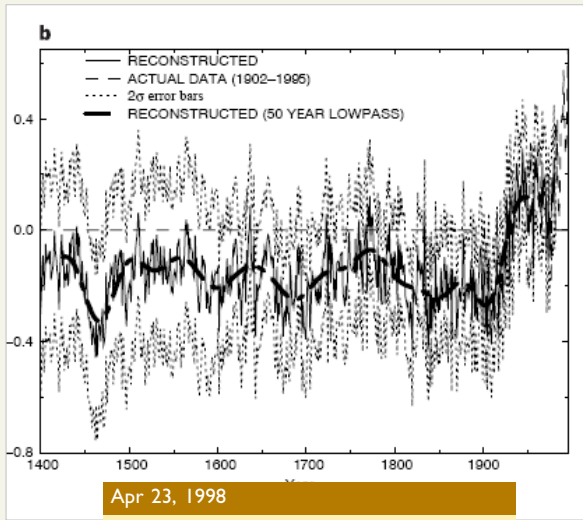
DAVIES is Director of University of East Anglia's CRU and custodian of its temperature record, which is the primary data set relied on by the IPCC. [19]

1981 -

HANSEN
 the CR
 reveal
 they ar
 the G

(Date from the file's last edit.)

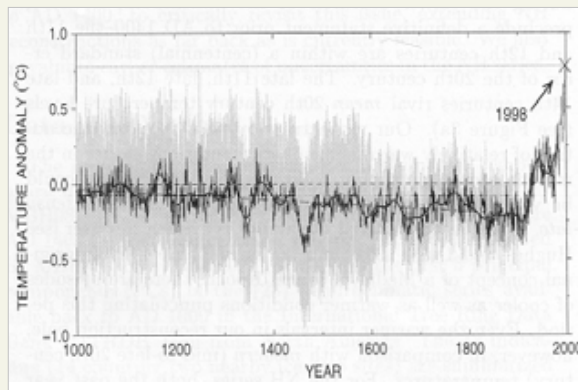
; No need to verify the correct and uncorrected versions, since these
; should be identical prior to 1920 or 1930 or **whenever the decline**
; **was corrected onwards from.** [23]



Apr 23, 1998

THE HOCKEY STICK IS BORN

MANN, BRADLEY and HUGHES publish their hockey stick paper (MBH98) in *Nature*. However, the graph only goes back to 1400, which is after the Medieval Warm Period, so it only flattens the Little Ice Age. A year later, they publish a new version, MBH99, going back a thousand years and flattening the MWP, too. [43]



Mar 15, 1999

MICHAEL MANN HAS A GOOD YEAR

MANN, BRADLEY and HUGHES republish their hockey stick in *Geophysical Research Letters (GRL)* (MBH99). This time, however, the hockey stick goes back to year 1000, and flattens both the Medieval Warm Period and Little Ice Age. [44]

By September, 1999 (or earlier), MANN is appointed Lead Author of Chapter 2, "Observed Climate Variability and Change," of the IPCC 2001 report, which prominently features MANN'S hockey stick on page 3 (see {IPCC 2001}).

By November, 2003, MANN'S hockey stick is discredited (see {MCINTYRE AND MCKITRICK Nov.2003}). However, the graph had become the de facto "proof" of purported catastrophic CO2 induced man-made climate change. The hockey stick is not used 4 years later in the 2007 report.

2000 JUST SAY YOU DON'T HAVE THE DATA EVEN IF Y

BRIFFA publishes BRIFFA2000 [156] which uses the ring measurement temperature data. In 1995 BRIFFA "coldest year of the millennium" however new data by Sci opposite situation - a very warm 11th century". So in BRIF original data with the Yamal data without reporting th "[This Yamal data was] used like crack cocaine by paleoc many spaghetti graph reconstructions ..." [158]

Curious about this situation, MCINTYRE requests the He finally obtains the data by luck in 2009 (see {MCIN as he explains, OSBORN even advised the editors of CRU) didn't "have any core measurement data' ... [thou show that CRU had an extensive collection of Yamal meas CRU actually have Yamal measurement data (which it ha letters showed that CRU had funded collection of the Yam

2001

UN FAO: EA

The UN Food climate chang that several ir (i.e. approx 3 and long term current "latitu "meridional" eq correspond

STABLE DESPITE



JONES (5 Jul.2005): KELLY (26.Sep.200 TRENBERTH (12.

Apr 1998 Jul 1998 Oct 1998 Jan 1999 Apr 1999 Jul 1999 Oct 1999 Jan 2000 Apr 2000 Jul 2000 Oct 2000

NO CONVINCING SCIENTIFIC EVIDENCE" OF AGW; BY 2010, 31,486 SCIENTISTS SIGN

Project is initiated in response to claims by Mr. Gore, the IPCC and others at Kyoto the "science is an overwhelming 'consensus' of scientists agrees with the hypothesis of human-caused global warming, with 1 of skeptical scientists in disagreement." "In PhD scientist signers alone [more than 9,000], the project already mes more scientists than are seriously involved in the United Nations IPCC process." [154:1] Of 31,486 to have signed, 3,804 are trained in atmospheric, environmental, and Earth sciences; 935 in id mathematical methods; 5,812 in physics and aerospace sciences, and 4,821 in chemistry. [154:2]

scientists in 2009]) [55]

an-made global warming. These scientists, many of whom are current and former participants in nderstand why scientists made the following comments back in 2007 or earlier.]

scientific scandal in history.... When people come to know what the truth is, they will feel

ostile toward anyone who questions their authority."

ous unscientific nonsense." [55]

I know that the IPCC's view of Earth processes are implausible if not impossible." [60]

changes I have identified between what the scientists actually said and what the policy makers who IPCC should be consigned to the scrapheap without delay." [65]

of a bureaucrat's dream. If you control carbon, you control life." [The IPCC] is not ultimately, it is written by representatives of governments, of environmental organizations ... and

al disease at the Pasteur Institute, who resigned from the IPCC and had to threaten legal otested against the unsubstantiated claims that climate change is causing the disease [malaria] to

of environmental sciences at the University of Virginia: "Nowhere in the traditionally refereed times E. Hansen in the journal *Climate Change* - edited by Steven Schneider, of Stanford

Alabama (Huntsville): "I was at the table with three Europeans, and we were having lunch. And ave to sign that Kyoto Protocol." [55]

center, who resigned from the IPCC Fourth Assessment Report, charging the UN with oliticized.... I personally cannot in good faith continue to contribute to a process that I view as both

ference in Madrid vanished without a trace. As a result, the discussion was one-sided and heavily

May 7, 2000 to Sep 11, 2000

CRU SOLICITS FUNDING FROM SHELL, BP AND ESSO

Scientists questioning the CO2/man-made global warming (AGW) theory are routinely dismissed as being in the pay of Big Oil. However, in 2000, CRU not only solicits funding from Shell (after already trying BP and Esso [0947541692.txt]), but also considers a strategic partnership which would also give Shell a role in setting CRU's research agenda.

KELLY meets with Shell several times in the summer of 2000 and summarizes his discussions to HULME and ORIORDAN:

"Mike and Tim Notes from the meeting with Shell International attached. Sorry about the delay. I suspect that the climate change team in Shell International is probably the best route through to funding from elsewhere in the organisation including the foundation as they seem to have good access to the top levels." [0968691929.txt] (Also see [0962818260.txt].)

"What ensued was necessarily a rather speculative discussion with the following points emerging.

"1. Shell International would give serious consideration to what I referred to in the meeting as a 'strategic partnership' with the TC, broadly equivalent to a 'flagship alliance' in the TC proposal. A strategic partnership would involve not only the provision of funding but some (limited but genuine) role in setting the research agenda etc.

"2. Shell's interest is not in basic science. Any work they support must have a clear and immediate relevance to 'real-world' activities. They are particularly interested in emissions trading and CDM." [uea-tyndall-shell-memo.doc]

Oct 10, 2000

REAL OBJECTIVE OF IPCC ADMITTED: GLOBALIZATION

KELLY explains to Paul Horsman of Greenpeace the purpose of the IPCC (Horsman is restating KELLY in this e-mail) [greenpeace.txt]:

HORSMAN: "One particular thing you said - and we agreed - was about the IPCC reports and the broader climate negotiations were working to the globalisation agenda driven by organisations like the WTO [World Trade Organization]." (Also see [141].)

2001

THIRD

In its 19 first Dir Little Ice problem eliminat

In fact, [{MEDIE earlier pu putativ

On Mar and LIA, relative

By Sept Climate stick (sh 3 of the (see {M catastro AI Gore

The au CRU e (who is an expl and a cl

The hoc BRIFFA

"The lea promine mention:

1998 - 2010

DAVIES is Dean of the School of Environmental Sciences, University of East Anglia (he is presently Pro-Vice Chancellor of UEA).

1998 - 2010

From 1998 to 2004, JONES and Jean P of the University of East Anglia's CRU sole Director. He is also custodian of record, the primary data set relied on

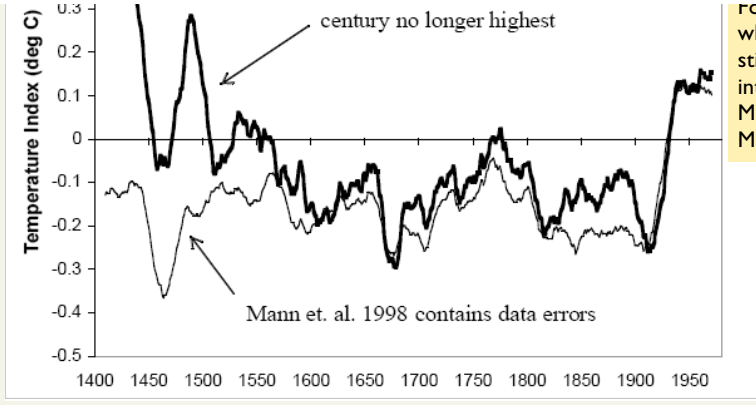
2010

EN is Director of NASA GISS. He is custodian of the second most important temperature record used by the IPCC. It is now claimed because U, GISS and NOAA GHCN global temperature records agree with each other, that CRU's dataset is reliable. However, the CRU e-mails that CRU's record is unreliable (prompting a 3 year U.K. Met Office project to reassess 160 years worth of temperature data [31]). Because e consistent with it, the GISS and GHCN records are now also suspect. [30] CRU and GISS obtain almost all of their raw data from HCN! [50] [1255298593.txt] See [50] [60] [62] [77] [114] [132] [168] [171] for examples of why all 3 datasets are unreliable.

YOU DO

now controversial Yamal tree published that 1032 "was the hweingruber showed "the FA2000 he substituted his ie contradictory results. [157] limatologists, and [is critical] in

e data in 2006, but is refused. (TYRE 26.Sep.2009)). In fact, Science in 2006 that he (i.e. gh) the Climategate documents arement data ... Not only did had since the 1990s), the CRU al data (at least in part)." [155]



for a layman's explanation of the MCINTYRE and MCKITRICK paper and why it proves MANN'S hockey stick is statistically invalid (i.e. the hockey stick is a fabrication), as well as a riveting account of the maelstrom of intrigue the M&M paper unleashed, see [53]. In 2005, MCINTYRE and MCKITRICK publish more papers (following further disclosures about Mann) they claim "are a definitive resolution of issues first raised in MM03." [57]

2005
JONES: WE'VE GOT 25 YEARS WORK IN THE DATA; WHY SHOULD I GIVE IT?

JONES, whose research is publicly funded, claims ownership when asked to disclose his data and methods. From "The Dog Ate Global Warming" by Patrick J. Michaels:

"Warwick Hughes, an Australian scientist, wondered where that '+/-' came from, so he politely wrote Phil Jones in early 2005, asking for the original data. Jones's response to a fellow scientist attempting to replicate his work was, 'We have 25 years or so invested in the work. Why should I make the data available to you, when your aim is to try and find something wrong with it?'"

"Reread that statement, for it is breathtaking in its anti-scientific thrust. In fact, the entire purpose of replication is to 'try and find something wrong'...."

"Then the story changed. In June 2009, Georgia Tech's Peter Webster told Canadian researcher Stephen McIntyre that he had requested raw data, and Jones freely gave it to him. So McIntyre promptly filed a Freedom of Information Act request for the same data. Despite having been invited by the National Academy of Sciences to present his analyses of millennial temperatures, McIntyre was told that he couldn't have the data because he wasn't an 'academic.' So his colleague Ross McKittrick, an economist at the University of Guelph, asked for the data. He was turned down, too." [27]

WORLD WARMS AND COOLS EVERY 30 YEARS

and Agriculture Organization sought to understand the effect of e on long-term fluctuations of commercial catches and reported independent measures showed "a clear 55-65 year periodicity" (10 year warming then cooling) over both short terms (150 years) and long terms (1500 years). [146:1] The report also highlighted that the "Medieval Warm Period... epoch of the 1970-1990s" is in its final stage and a "Little Ice Age... is now in its initial stage." [146:2] Latitudinal circulations have led to warm periods and meridional circulations to cool ones.

1998 - 2010
WARMING, THEN COOLING, GLOBAL TEMPERATURES
GREATEST MAN-MADE CO2 EMISSIONS EVER
(2009 DATA)

"[T]he world had cooled from 1998. OK it has but it is only 7 years of data..." (Oct.2009): "The fact is that we can't account for the lack of warming at the moment and it is a travesty that we can't."

Jan 17, 2003
MICHAEL CRICHTON AT CALTECH: IN SCIENCE CONSENSUS IS IRRELEVANT

"I want to pause here and talk about this notion of consensus, and the rise of what has been called consensus science. I regard consensus science as an extremely pernicious development that ought to be stopped cold in its tracks. Historically, the claim of consensus has been the first refuge of scoundrels; it is a way to avoid debate by claiming that the matter is already settled. Whenever you hear the consensus of scientists agrees on something or other, reach for your wallet, because you're being had."

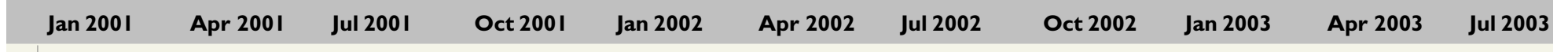
"Let's be clear: the work of science has nothing whatever to do with consensus. Consensus is the business of politics. Science, on the contrary, requires only one investigator who happens to be right, which means that he or she has results that are verifiable by reference to the real world. In science consensus is irrelevant. What is relevant is [sic] reproducible results. The greatest scientists in history are great precisely because they broke with the consensus."

"There is no such thing as consensus science. If it's consensus, it isn't science. If it's science, it isn't consensus. Period." [145]. (A year later, Crichton's novel State of Fear is published.)

2004
INTERNATIONAL UNION: WARMING AND COOLING

"A symposium of the International Astronomical Union... that it is the Sun... for the warming... [93] and that it is less active in the... resulting in gl..."

Currently, 5 prediction is



IPCC ASSESSMENT REPORT (TAR): THE HOCKEY STICK ARRIVES ON STAGE

In the 1990 report, the IPCC used the temperature graph created by Hubert Lamb, CRU's director [125], which showed the Medieval Warm Period 1000 years earlier and the Little Ice Age 300 years earlier. Both the MWP and LIA were global phenomena, and a major part of the CO2/man-made global warming theory. The hockey team needed to flatten them. And this is what was done. [36] [127]

KEITH BRIFFA was actually told that: "We must get rid of the Medieval Warm Period" (see MEDIEVAL WARM PERIOD 1995)}. In {MANN 4.Jun.03}, Mann writes: "... addresses a good point that Peck made w/ regard to the memo, that it would be nice to try to 'contain' the Medieval Warm Period..." [1054736277.txt]

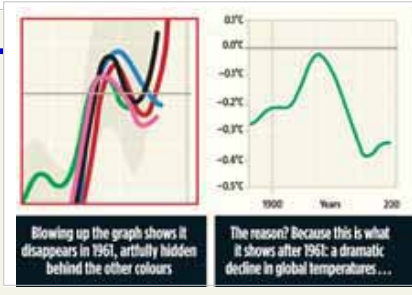
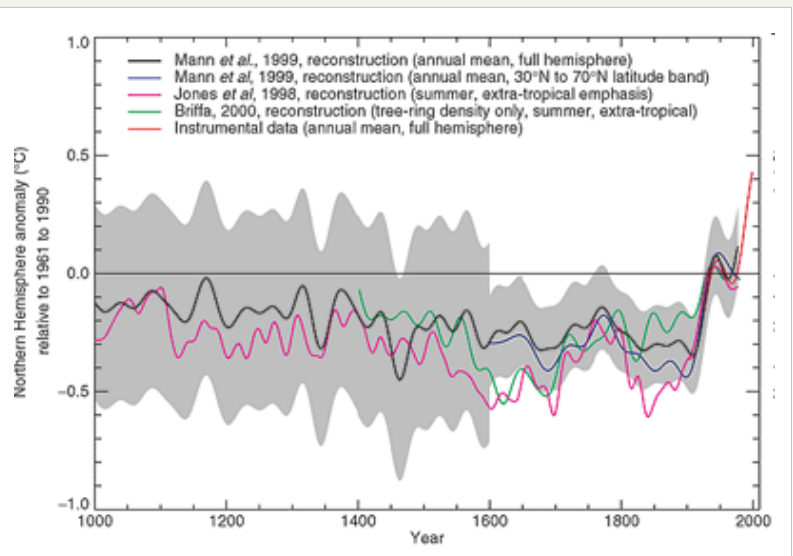
In March 15, 1999, MANN publishes the hockey stick graph in MBH99. It flattens the MWP and then turns dramatically skyward to make it appear that temperatures were very stable in earlier centuries.

On September 1, 1999 (or earlier) MANN is appointed Lead Author of Chapter 2, "Observed Variability and Change," of the IPCC 2001 report, which substitutes Mann's hockey stick (shown here) for Lamb's 1990 graph. The hockey stick is featured prominently on page 10 of the "Summary for Policymakers." Though Mann's hockey stick is discredited 2 years later (see MCINTYRE AND MCKITRICK Nov.2003)), it becomes de facto "proof" of purported anthropogenic CO2 induced man-made climate change, and is given persistent prominence by the IPCC.

The authors of the 4 data sets used in this graph are all key individuals party to the IPCC e-mails. There are 2 data sets from MANN, 1 data set from JONES and 1 from BRIFFA who was embroiled in his own hockey stick fiasco; see {BRIFFA'S YAMAL 26.Sep.2009}). For a list of manipulations in this graph, see [36]; for explanations of other tampering with the data, see [60], see {HOW TO: 5.Oct.1999} and {MANN 1.Sep.1999}.

The hockey stick was not used in the 2007 report, but the players remain the same, with Jones taking over from MANN, as explained by MCINTYRE in "IPCC AR4" [56]:

Lead author for the millennial paleoclimate section was Keith Briffa ... The Team features Mann prominently in the chapter - a search on Mann turns up 92 mentions; BRIFFA 36 mentions; JONES 36 mentions. Like MANN before him, BRIFFA used his position as Lead Author to publicize his own work."



Sep 3, 2003

COOK: WE KNOW FOR CERTAIN TEMPERATURES BEFORE 1900

COOK e-mails BRIFFA with a question: "Hemisphere Temperatures Over the Last Millennium: Greatest Uncertainties?" written by Cook, D'arrigo, BRADLEY, and possibly others. Cook's response is "strictly an empirical comparison of reconstructions..." "I think this is essential for the next IPCC [2007] assessment."

He suggests a range of topics, including the Medieval Warm Period, Jones, Crowley, Esper, yada, yada, and concludes he says the paper was "not a good idea."

"Without trying to prejudice this way or that, if it were to be the case, the results of this study would suggest that about <100 year extra-tropical Northern Hemisphere (NH) temperatures (if we believe the proxy estimates), but that the inter-annual variability was like with that we know f**k-all)." [106]

2003

CO2 DOES NOT DRIVE TEMPERATURE -- IT IS THE OTHER WAY AROUND: FIRST TEMPERATURE INCREASES THEN CO2 INCREASES

"In the 1990's the classic Vostok ice core graph showed temperature and carbon in lock step moving at the same time. It made sense to worry that carbon dioxide did influence temperature. But by 2003 new data came in and it was clear that carbon lagged behind temperature. ... After temperatures rise, on average it takes 800 years before carbon starts to move [see graph]. The extraordinary thing is that the lag is well accepted by climatologists, yet virtually unknown outside these circles." [148]

Mar 31, 2004

RUSSIAN INSTITUTE OF ECONOMIC ANALYSIS WITH RUSSIAN CLIMATE CHANGE

DECEMBER 2009: "Institute of Economic Analysis, Climate Change ... had a report that said..."

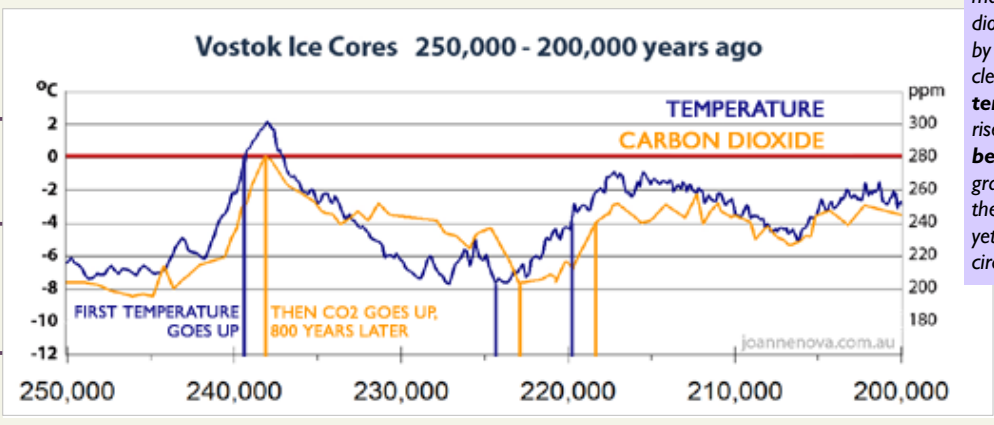
"Analysts say Russian climate is warming faster than the Hadley Center had predicted. Over 40% of Russian stations show warming."

"The data of stations not show any substantial warming. ... IEA analysts say climate change is not that are influenced by remote stations."

"The IEA said it was necessary to assess the scale of the warming."

"What the Russian government's climate policy is a crock... fast and loose with Russia's climate. {JONES 31.Mar.2004}

Yamal tree serve as Co-Directors of the CRU temperature data by the IPCC. [19]



THE MOMENT JONES AND WIGLEY first become aware of the Freedom of Information Act from a UEA leaflet, they immediately start planning how to get around it [1106338806.txt]:

WIGLEY: "I got a brochure on the FOI Act from UEA. Does this mean that, if someone asks for a computer program we have to give it out?? Can you check this for me and Sarah?"

JONES: "As you're no longer an employee I would use this argument if anything comes along..."

WIGLEY: "The leaflet appeared so general, but it was prepared by UEA so they may have simplified things. From their wording, computer code would be covered by the FOIA. My concern was if Sarah is/was still employed by UEA. I guess she could claim that she had only written one tenth of the code and release every tenth line."

JONES: "As for FOIA Sarah isn't technically employed by UEA and she will likely be paid by Manchester Metropolitan University. I wouldn't worry about the code. If FOIA does ever get used by anyone, there is also IPR to consider as well. Data is covered by all the agreements we sign with people, so I will be hiding behind them."

Feb 21, 2005

HOW TO HIDE COOLING: HAVE A BIAS FOR DATA THAT PRODUCES HOCKEY STICKS, AND KEEP MUM ABOUT FREEDOM OF INFORMATION

JONES: "Francis Zwiers is [s]till inside. He said that PCIs produce hockey sticks.... The IPCC comes in for a lot of stick. Leave it to you to delete as appropriate!"

"PS I'm getting hassled by a couple of people to release the CRU station temperature data. Don't any of you three tell anybody that the UK has a Freedom of Information Act!" [1109021312.txt]

The e-mail includes copies of 6 articles explaining that science required full disclosure, but that MANN was refusing to disclose his methods for review:

"This should have produced a healthy scientific debate. Instead, Mr. Mann tried to shut down debate by refusing to disclose the mathematical algorithm by which he arrived at his conclusions. All the same, Mr. Mann was forced to publish a retraction of some of his initial data, and doubts about his statistical methods have since grown. - The Wall Street Journal, 18 February, 2005"

"The WSJ highlights what Regaldo and McIntyre says is Mann's resistance or outright refusal to provide to inquiring minds his data, all details of his statistical analysis, and his code. So this is what I say to Dr. Mann and others expressing deep concern over peer review: give up your data, methods and code freely and with a smile on your face. - Kevin Vranes, Science Policy, 18 February 2005"

"Mann's work doesn't meet that definition [of science], and those who use Mann's curve in their arguments are not making a scientific argument. One of Pournelle's Laws states 'You can prove anything if you can make up your data.' I will now add another Pournelle's Law: 'You can prove anything if you can keep your algorithms secret.' - Jerry Pournelle, 18 February 2005" [1109021312.txt]

Apr 23, 2007

JONES sets he was facing

"Options app

"1. Send the

"2. Send the

who made

any number

countries like

sources that

many of the e

"3. Send the

dataset kno

the WMO ID

would annoy

Jan 29, 2004

JONES ON DALY'S DEATH: CHEERING NEWS

John Daly had discovered that solar cycles affected temperatures (see {SUN DETERMINED 9.Aug.1996}). Upon his death, JONES writes: "In an odd way this is cheering news!" [1075403821.txt]

Feb 2, 2005

JONES: I'LL DELETE CRU DATA RATHER THAN RELEASE IT

JONES and MANN discuss how to circumvent US and UK Freedom of Information Acts. JONES' solution: Delete the data. MANN'S solution: Claim intellectual property rights:

JONES: "The two MMs [McIntyre and McKittrick] have been after the CRU station data for years. If they ever hear there is a Freedom of Information Act now in the UK, I think I'll delete the file rather than send to anyone. Does your similar act in the US force you to respond to enquiries within 20 days? - our does! The UK works on precedents, so the first request will test it. We also have a data protection act, which I will hide behind. Tom Wigley has sent me a worried email when he heard about it - thought people could ask him for his model code. He has retired officially from UEA so he can hide behind that. IPR should be relevant here, but I can see me getting into an argument with someone at UEA who'll say we must adhere to it!"

MANN: "Yeah, there is a freedom of information act in the U.S., and the contrarians are going to try to use it for all its worth. But there are also intellectual property rights issues, so it isn't clear how these sorts of things will play out ultimately in the U.S." [1107454306.txt]

Jun 4, 2007

ANTHONY WATTS COM BY 2009, 650 VOLUNTEER

The project aims to photo US temperature record, th surveyed, and "89 percent o that stations must be 30 met he raw temperature data pro sufficiently accurate to use in claim that the twentieth cent

INTERNATIONAL ASTRONOMICAL UNION DUE TO SUN; COMING

of the International Union [2004] concluded that is chiefly responsible of the late 20th century," it would be markedly the coming half-century, global cooling.

years later, that IAU holding firmly.

Oct 2003

Jan 2004

Apr 2004

Jul 2004

Oct 2004

Jan 2005

Apr 2005

Jul 2005

Oct 2005

Jan 2006

Apr 2006

WE CAN'T KNOW NOTHING ABOUT

suggestion for a new paper, "Northern Hemisphere The Past Millennium: Where Are The Trends?" by himself, BRIFFA, Esper, OSBORNFN, and JONES and MANN. "[W]hat I am suggesting is a study published 1000 year NH [northern hemisphere] exactly the kind of study that needs to be done before

including "Describe the past work (Mann, Briffa, Esper, and yada) and their data overlaps," and ends with the will come to (note: expletives partially redacted):

work, but also because of what I almost think I know the study will show that we can probably say a fair bit about the temperature variability (at least as far as we honestly know f**k-all about what the >100 years of any certainty (i.e. we know with certainty 2592331.txt]

Sep 28, 2004

VON STORCH: TIME TO TOSS THE HOCKEY STICK

Andy Revkin of the New York Times tells OSBORN that von Storch ({WIGLEY 24.Apr.2003}) says it's time to dump the hockey stick and start over.

Revkin: "again, takeaway msg is that mann method can only work if past variability same as variability during period used to calibrate your method.

"so it could be correct, but could be very wrong as well.

"by the way, von storch doesn't concur with osborn/briffa on the idea that higher past variability would mean there'd likely be high future variability as well (bigger response to ghg forcing). he simply says it's time to toss hockey stick and start again, doesn't take it further than that." [1096382684.txt]

Jul 5, 2005

JONES HOPES FOR CATASTROPHE JUST TO PROVE HIS SCIENCE RIGHT

JONES: "As you know, I'm not political. If anything, I would like to see the climate change happen, so the science could be proved right, regardless of the consequences. This isn't being political, it is being selfish." [1120593115.txt]

Jul 14, 2006

WEGMAN REPORT: MCINTYRE AND MCKITRICK RIGHT,

"Dr. [Edward] Wegman [see [41]] is a professor at the Center for Statistics at George Mason University, chair of the National Academic Committee on Applied and Theoretical Statistics, and board member of the American Statistical Association. Few statisticians in the world have CVs to rival his. He became involved in the global-warming debate after the energy and environment committee of the U.S. House of Representatives asked him to assess one of the global-warming controversies: the statistical validity of work by Michael Mann and his colleagues.

"Wegman accepted the energy and commerce committee's request. He conducted his third-party review by assembling an expert panel who also agreed to work pro bono. Wegman also consulted outside the Board of the American Statistical Association. At its conclusion, the panel entirely vindicated the Canadian critics and repudiated Mann's work.

THE COMMITTEE'S FINDINGS (SUMMARIZED):

"In general, we found MBH98 and MBH99 [by Mann et al.] to be obscure and incomplete and the criticisms of MM03/05a and McKittrick to be valid and compelling...

"In our further exploration of the social network of authorships in the CRU reconstruction, we found that at least 43 authors have directly or indirectly interacted with Mann by virtue of coauthored papers with him. Our findings further suggest that authors in the area of paleoclimate studies are highly interconnected and thus 'independent studies' may not be as independent as they might appear on the surface...

"It is important to note the isolation of the paleoclimate reconstruction from the rest of the statistical community. Additionally, we found that the research materials, data and results were haphazardly and grudgingly shared. We judge that there was too much reliance on peer review to ensure necessary independence. [See {JONES 5.Aug.2009} and {COSTA 2009}]. Moreover, the work has been sufficiently politicized that this committee must reassess their public positions without losing credibility. Overall, we believe that Mann's assessments that the decade of the hottest decade of the millennium and that 1998 was the hottest decade of the millennium cannot be supported by his analysis." [40] [5]

IPCC (DEC.2009): HADLEY CENTER PROBABLY TAMPERED WITH CLIMATE DATA

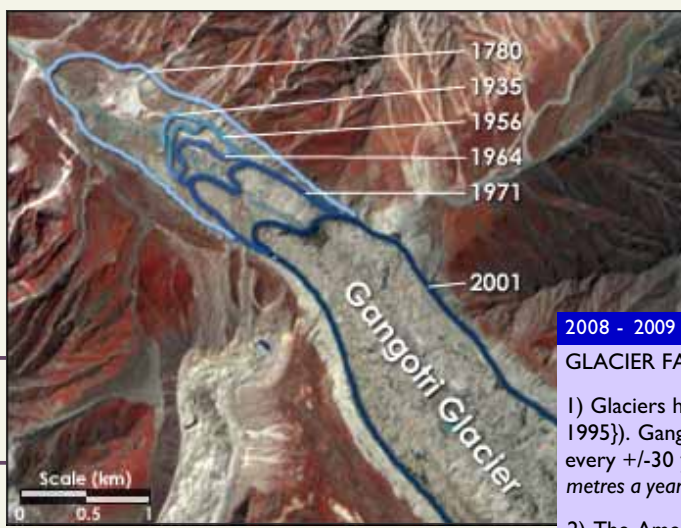
"Climategate has already affected Russia.... [T]he Moscow-based Analysis (IEA) issued a report claiming that the Hadley Center for Climate Data probably tampered with Russian-climate data."

"... meteorological stations cover most of the country's territory, and that the Hadley Center used data submitted by only 25% of such stations in its reports. The rest of the territory was not included in global-temperature calculations..."

"... stations located in areas not listed in the ... UK (HadCRUT) survey often do not detect cooling in the late 20th century and the early 21st century." "Meteorologists use the data of stations located in large populated centers where the urban-warming effect more frequently than the correct data of

"... necessary to recalculate all global-temperature data in order to avoid such exaggeration." [74]

"... what they are suggesting here, in other words, is that the entire temperature record used by the IPCC to inform world government has long been suspected that the CRU had been playing especially with the Siberian - more particularly Siberian - temperature records. [See [4]]." [75] (See [82] for more.)



2008 - 2009

GLACIER FACTS FROM NASA GISS, UNEP, AMS AND OTHERS

1) Glaciers have been receding since the bottom of the Little Ice Age some 300 years ago (see [1995]). Gangotri Glacier image [116] shows its retreat since 1780. Within this 300-year period, it has advanced and retreated every +/-30 years [117], and are now slowing their retreat: "Gangotri's drawdown is now 20 metres a year." "Even if Gangotri retreats at 20 m per annum, it will last for 1,500 years."

2) The American Meteorological Society reports "glaciers are only shrinking in the western US and Alaska, while others are thickening and expanding." [118] (Also see {TIMESONLINE 17.Jan.2010} and [121])

3) In the eastern Himalayas, NASA GISS [120:1] and UNEP [120:2] report that soot is also to blame for warming: "Soot's role in Himalayan Warming ... Over areas of the Himalayas, warming is occurring 10 times faster than warming globally.... There's a localized phenomenon at play." [120:1] [120:2]

Jun 19, 2007

JONES CONVINCES HIS UNIVERSITY TO IGNORE FOI REQUESTS

JONES advises KARL he may have convinced UEA to ignore FOI requests from MCINTYRE (i.e. people with climateaudit.org (CA)) and that others in Australia are doing the same. They have cause to be fearful: MCINTYRE discredited MANN'S hockey stick graph and later found errors forcing HANSEN to revise NASA's GISS temperature record.

JONES: "I. Think I've managed to persuade UEA to ignore all further FOIA requests if the people have anything to do with Climate Audit."

"2. Had an email from David Jones of BMRC, Melbourne. He said they are ignoring anybody who has dealings with CA, as there are threads on it about Australian sites." [1182255717.txt]

May 5, 2008

FIRST FOI REQUEST TO CRU FOR AR4 INFO

David Holland, an engineer seeking information on how authors, reviewers and editors of AR4 (the IPCC 2007 report) discharge their duties, submits an FOI request to CRU (whose BRIFFA and OSBORN were lead authors of the report). This proceeds as follows: May 6 - CRU Acknowledgement; June 3: CRU Refusal Notice; June 4: Holland Appeal; June 20: CRU Rejection of Appeal. [24]

Dec 3, 2008

JONES: UEA IS ON BOARD TO IGNORE FOI REQUESTS. I DELETED LOADS OF E-MAILS

JONES: "When the FOI requests began here, I deleted loads of e-mails. It took a couple of half hour sessions to delete them otherwise showing them what CA they became aware of the types of people [MANN, HANSEN, UEA (in the registry and in the Environment Canada school and a few others) became very person quite well and the Chief Librarian]

"The inadvertent email I sent last month has I think caused a certain Canadian [McIntyre], saying that the IPCC is a joke! If he pays 10 pounds (which he hasn't) and he can get anything I've written about him or of emails, so have very little - if anything"

May 9, 2008

JONES: THINK WE CAN AVOID IPCC AR4 FOI REQUESTS

JONES [to "Mike, Ray, Caspar"]: "2. You can delete this attachment if you want. Keep this quiet also, but this is the person who is putting in FOI requests for all emails Keith [BRIFFA] and Tim [OSBORN] have written and received re Ch 6 of AR4 [IPCC 2007]. We think we've found a way around this." [1210367056.txt]:

Nov 12, 2008

SANTER: I'LL QUIT IF LLNL FORCES ME TO DISCLOSE

SANTER at Lawrence Livermore National Laboratory says he will refuse information requests from MCINTYRE and is reviewing how to avoid FOI requests. A few days later he says he'll leave LLNL if the management does not support him in this.

SANTER: "I will continue to refuse such data requests in the future. Nor will I provide McIntyre with computer programs, email correspondence, etc.... I will be consulting LLNL's Legal Affairs Office in order to determine how the DOE and LLNL should respond to any FOI requests that we receive from McIntyre. I assume that such requests will be forthcoming...." [1226500291.txt] "I hope LLNL management will provide me with their full support. If they do not, I'm fully prepared to seek employment elsewhere." [1228330629.txt].

May 29, 2008

JONES: EVERYONE DELETE E-MAILS RELATED TO IPCC AR4

In an e-mail regarding "IPCC & FOI", JONES instructs everyone to delete e-mails related to the IPCC AR4 (2007). GENE, KEITH and others do the same. JONES' request is after the formal FOI request and discussions with UEA's FOI officer on May 9, 2008.

JONES: "Mike, Can you delete any emails you may have received re AR4? Keith will do likewise. He's not in at the moment. Can you also email Gene and get him to do the same. We will be getting Caspar to do the same."

MANN: "I'll contact Gene about this ASAP. His name is [redacted] generwahl@xxxxxxxxxxx" [1212063122.txt]

Sep 27, 2009

WIGLEY: IT WOULD BE GOOD TO HAVE A WARMING BLIP

After 1940, the Earth cooled then warmed. AGW theory. 1940 has now become a software glitch (7.Sep.1998). WIGLEY: "The blip of the 1940s blip, but we are still le..."

out the options he was considering with regard to FOI requests (date taken from the file's last edit date):

ear to be:

n the data

from a subset removing station data from some of the countries we pay in the normals papers of Hulme et al. (1990s) and also from that David can remember. This should also omit some other (Australia, NZ, Canada, Antarctica). Also could extract some of the Anders added in (31-38 source codes in J&M 2003). Also should remove early stations that we coded up in the 1980s.

from the raw data as is, by reconstructing it from [NASA's GISS' own as] GHCN. How could this be done? Replace all stations where agrees with what is in GHCN. This would be the raw data, but it them." [jones-foiathoughts.doc]

JONES COMMENCES HIS USHCN SURFACE STATIONS SURVEY: OTHERS JOIN THE PROJECT

graphically survey all 1,221 USHCN weather stations that are used for the world's most "accurate." By spring 2009 over 70% of the network has been if the stations ... fail to meet the National Weather Service's own siting requirements ers ... or more away from an artificial heating or radiating/reflecting heat source." "[T] produced by the USHCN stations [used by GISS, CRU, NSDC, IPCC, and others] are not scientific studies or as a basis for public policy decisions...." "The data currently used to any witnessed a statistically significant warming trend are unreliable." [132]

2006 Jul 2006 Oct 2006 Jan 2007 Apr 2007 Jul 2007 Oct 2007 Jan 2008 Apr 2008 Jul 2008 Oct 2008 Jan 2009

MANN WRONG

"Computational Sciences' ... er of the American ... his..." "Wegman ... d commerce committee ... hottest debates in the ... el Mann...."

his assignment ... pro ... panel of statisticians, ... statisticians, including ... he Wegman review ... rk." [113]

al.] to be somewhat ... 105b [McIntyre and ...]

temperature ... ct ties to Dr. Mann ... om this analysis ... are closely ... s independent as ...]

community; even ... ot seem to be ... judge that the sharing of ... ngly done. In this case ... w, which was not ... NES 26.Feb.2004]] ... unity can hardly ... ir committee ... 1990s was the ... hottest year of the ... 2]

2007

FOURTH IPCC ASSESSMENT REPORT (AR4) AND THE IPCC'S "4,000 SCIENTISTS"

Dr. William Schlesinger: Approximately 80% of IPCC scientists do not deal with climate. [84]

THE NATIONAL POST, "NUMBERS RACKET," BY LAWRENCE SOLOMON:

"This is the conclusion of 4,000 scientists appointed by governments from virtually every country in the world,' asserted Mr. Rudd [Prime Minister of Australia], in making his case that the planet is in peril...."

"[Australian] John McLean scrutinized the lists that the IPCC used to arrive at its figures and found them to be riddled with duplications, such as the 383 authors who also acted as reviewers for the same sections in which their work appeared, and the authors and reviewers who were listed twice or thrice. Remove the duplications and the total number of authors plus reviewers drops from 3,750 to 2,890...."

"Most importantly, the great majority of the reviewers commented on chapters that dealt with historical or technical issues ... The exception was Chapter 9 - Understanding and Attributing Climate Change. An endorsement here would clearly be a bona fide endorsement of the IPCC's conclusion."

"Chapter 9 had 53 authors and it received comments from 55 individual reviewers. Of the 55 individuals, four commented favourably on the entire chapter and three on a portion of the chapter." "The 53 authors and seven favourable reviewers represent a total of 60 people, leading McLean to conclude: 'There is only evidence that about 60 people explicitly supported the claim' made by the IPCC that global warming represents a threat to the planet.'" [20]

Aug 7, 2007

MCINTYRE DISCOVERS ERRORS IN GISS DATASET, HANSEN ADMITS 1930s WERE U.S.A.'S HOTTEST YEARS IN 20TH CENTURY

MCINTYRE discovers errors in the GISS data forcing HANSEN "to publish revised figures for US surface temperatures to show that the hottest years of the 20th century were not in the 1990s, as Hansen had claimed, but in the 1930s [before the record CO2 emissions of the post-war economic boom]...."

"Steve McIntyre, a Canadian computer analyst, had noticed that Hansen had been adjusting his pre-1970 global temperature figures downwards by as much as 0.5 degrees, and his post-1970 figures upwards. Further doubts about the methodology of GISS arose ... when Hansen announced that October 2008 was the hottest on record - despite widespread evidence of plummeting temperatures. Detailed analysis by McIntyre and Anthony Watts, a US meteorologist, showed that scores of temperature records from Russia and elsewhere had not been based on October readings. GISS revised its figures once more, explaining that the Russian data had been obtained by another body." [51]

Oct 26, 2008

HOW TO HIDE 10 YEARS OF RECENT COOLING: DON'T SHOW IT

KELLY to JONES: "Just updated my global temperature trend graphic for a public talk and noted that the level has really been quite stable since 2000 or so and 2008 doesn't look too hot." Later: "Yeah, it wasn't so much 1998 and all that that I was concerned about, used to dealing with that, but the possibility that we might be going through a longer - 10 year - period of relatively stable temperatures beyond what you might expect from La Nina etc. Anyway, I'll maybe cut the last few points off the filtered curve before I give the talk again as that's trending down as a result of the end effects and the recent cold-ish years." [1225026120.txt]

Oct 9, 2009

BBC: WHAT HAS HAPPENED?

"For the last 11 years temperatures are ... man-made carbon ... warming our planet"

Oct 12, 2009

ADMISSION: THE

SCHNEIDER: "A sunspots get over there will likely be [125550975.txt]

Note the condit ... When it comes

Oct 14, 2009

WIGLEY: MANY

While JONES, M ... and others discu ... producing a dec ... individual author

WIGLEY: "The historical runs with the match is a fluff climate sensitivity view, there have model results but still use results from least here I can as assumptions/lunche

years ago (see {MEDIEVAL WARM PERIOD ... 00 year trend, glaciers also advance and retreat ... - 20 metres per annum in the '70s - is now mere six ... } [121] (Also see {UN FAO 2001}.)) ... eastern Himalayas. Further west ... glaciers are ...].) And, in fact, are doing so worldwide. [119] ... foot from densely populated south Asian cities ... Himalayas, the rate of warming is more than five ... [118]

Mar 6, 2007

CANADA: POLAR BEAR NUMBERS UP

"The latest government survey of polar bears roaming the vast Arctic expanses of northern Quebec, Labrador and southern Baffin Island show the population of polar bears has jumped to 2,100 animals from around 800 in the mid-1980s."

"As recently as three years ago, a less official count placed the number at 1,400." [83]

Apr 2008

NASA: PACIFIC NOW IN ITS LONG TERM COOL PHASE

Pacific switches to the cool phase of the Pacific Decadal Oscillation. The PDO is a long-term alternation of the Pacific between cool and warm periods. Unlike El Niño and La Niña, which may occur every 3 to 7 years and last from 6 to 18 months, the PDO can remain in the same phase for 20 to 30 years. The shift in the PDO can have significant implications for global climate. The Pacific was in the Oscillation's warm phase during most of the 1980s and 1990s (a time when the Earth was warming). [108] [107] (Also see {UN FAO 2001}.)

Oct 2009

GREATEST ANTARCTIC

"Where are the headline attention? "The ice melt ... of 2008-2009 was the lo ... finding reported last wee ... journal Geophysical Rese

And in the Arctic: "Tod ... Data Center (NSIDC) ac ... 193,000 square miles (5

"Arctic Sea Ice Extent ex

deleting to keep emails manageable! McIntyre hasn't paid his £10, so nothing looks likely to happen re his Data Protection Act email. Anyway requests have been of three types - observational data, paleo data and who made IPCC changes and why. Keith has got all the latter - and there have been at least 4. We made Susan aware of these - all came from David Holland. **According to the FOI Commissioner's Office, IPCC is an international organization, so is above any national FOI. Even if UEA hold anything about IPCC, we are not obliged to pass it on, unless it has anything to do with our core business - and it doesn't!**" [1228922050.txt]

FOI REQUESTS FROM MCINTYRE 2 MONTHS AGO

the FOI person said we had to abide by the sessions - one at a screen, to convince [climateaudit.org] was all about. Once [McIntyre] we were dealing with, everyone at mental Sciences school - the head of supportive. I've got to know the FOI man - who deals with appeals...

ed to a Data Protection Act request sent by a email (maligned his scientific credibility with his yet) I am supposed to go through my emails n. **About 2 months ago I deleted loads of it at all.**" [1228330629.txt]

IPCC AR4

s MANN to delete e-mails
l CASPAR are to do the
est of May 5, 2008 and

ay have had with Keith re
oment - minor family crisis.
same? I don't have his new
ikewise."

ew email is:

TO REMOVE PART OF THE 1940

ough CO2 went up -- in contradiction of
en a thorn for 11 years (see {CRU
WIGLEY: "It would be good to remove at least part
ft with 'why the blip.'" [1254108338.txt]

009 Apr 2009 Jul 2009 Oct 2009 Jan 2010

APPENED TO GLOBAL WARMING?

ears we have not observed any increase in global
of our climate models did not forecast it, even though
n dioxide, the gas thought to be responsible for
et, has continued to rise." [42]

THE SUN AND/OR EL-NINO DRIVE CLIMATE

s we enter an El Nino year and as soon [sic], as the
er their temporary--presumed--vacation...
e another dramatic upward spike like 1992-2000."
]

ional "likely," meaning no spike is also possible.
to driving temperatures, the Sun is given credit.

DISHONEST IPCC PRESENTATIONS

MANN, TRENBERTH, KARL, HANSEN, SANTER,
ss the BBC article, WIGLEY rebukes MANN for
eptive chart, and notes dishonest presentations by
s and the IPCC.

Figure you sent is very deceptive. As an example,
PCM look as though they match observations - but
ke. PCM has no indirect aerosol forcing and a low
- compensating errors. **In my (perhaps too harsh)
e been a number of dishonest presentations of
y individual authors and by IPCC.** This is why I
m MAGICC to compare with observed temperatures. At
ss how sensitive matches are to sensitivity and forcing
rtainties." [1255558867.txt]

ANTARCTIC ICE IN 30 YEARS; ARCTIC ICE RECOVERS

s? Where are the press releases? Where is all the
across during the Antarctic summer (October-January)
ever recorded in the satellite history. Such was the
ik by Marco Tedesco and Andrew Monaghan in the
arch Letters." [87]

lay [February 19, 2009] the National Snow and Ice
lmitted that they've underreported Arctic ice extent by
00,000 sq km). That's the size of 10 states!" [119]

ceeds 2005 for this date [September 21]." [122]

Nov 8, 2009

"GLOBAL WARMING ATE MY DATA"

Faced with pressure to release data, the CRU Web site claims CRU no longer has the original, only its "value-added version" [29], evoking scorn.

"The world's source for global temperature record admits it's lost or destroyed all the original data that would allow a third party to construct a global temperature record. The destruction (or loss) of the data comes at a convenient time for the Climatic Research Unit (CRU) in East Anglia - permitting it to snub FOIA requests to see the data.

"The CRU has refused to release the raw weather station data and its processing methods for inspection - except to hand-picked academics - for several years. Instead, it releases a processed version, in gridded form. NASA maintains its own (GISSTEMP), but the CRU Global Climate Dataset, is the most cited surface temperature record by the UN IPCC. So any errors in CRU cascade around the world, and become part of 'the science.'" [28]

Aug 20, 2009

JONES: UK CLIMATE INSTITUTIONS COORDINATING RESISTANCE TO FOI REQUESTS USING EXCEPTIONS ADVISED BY INFORMATION COMMISSIONER

JONES: Keith/Tim still getting FOI requests as well as MOHC and Reading. **All our FOI officers have been in discussions and are now using the same exceptions not to respond - advice they got from the Information Commissioner.... The FOI line we're all using is this. IPCC is exempt from any countries FOI - the skeptics have been told this. Even though we (MOHC, CRU/UEA) possibly hold relevant info the IPCC is not part our remit (mission statement, aims etc) therefore we don't have an obligation to pass it on.**" [1219239172.txt]

Nov 6, 2009

WIGLEY: SINCE 1980 LAND WARMING DOUBLE THAT OF OCEAN

WIGLEY: "We probably need to say more about this. **Land warming since 1980 has been twice the ocean warming -- and skeptics might claim that this proves that urban warming is real and important.**" [1257546975.txt]

Jan 17, 2010

TIMESONLINE.CO.UK: WORLD
MISLED OVER HIMALAYAN
GLACIER MELTDOWN [174:1]

Dec 7, 2009 - Dec 18, 2009

IPCC COPENHAGEN CONFERENCE

Dec 5, 2009

TIMESONLINE.CO.UK: UK MET OFFICE TO COMMENCE 3 YEAR PROJECT TO RE-EXAMINE 160 YEARS OF CLIMATE DATA

[NOTE: This requires the original raw data, which the CRU claims to have destroyed.]

"The Met Office plans to re-examine 160 years of temperature data after admitting that public confidence in the science on man-made global warming has been shattered by leaked e-mails. **The new analysis of the data will take three years**, meaning that the Met Office will not be able to state with absolute confidence the extent of the warming trend until the end of 2012.

"The Met Office database is one of three main sources of temperature data analysis on which the UN's main climate change science body relies for its assessment that global warming is a serious danger to the world. This assessment is the basis for next week's climate change talks in Copenhagen aimed at cutting CO2 emissions.

"**The Government is attempting to stop the Met Office from carrying out the re-examination, arguing that it would be seized upon by climate change sceptics.**

"The Met Office works closely with the University of East Anglia's Climatic Research Unit (CRU), which is being investigated after e-mails written by its director, Phil Jones, appeared to show an attempt to manipulate temperature data and block alternative scientific views.

"The Met Office's published data showing a warming trend draws heavily on CRU analysis. CRU supplied all the land temperature data to the Met Office, which added this to its own analysis of sea temperature data." [31]

Nov 17, 2009

CRU DOCUMENTS MADE PUBLIC ON THE INTERNET [167:2]

Nov 13, 2009

UEA DENIES MCINTYRE'S FOI REQUEST

"[T]he Director of Information Services at the University of East Anglia [sends a letter] to Steve McIntyre refusing his request for temperature data under the UK's version of the Freedom of Information Act. The timing of the denial, which was a day after the last email in the Climategate files, and the fact that the files were titled FOIA.zip and FOI2009.zip... provides [sic] a striking indication to the impetus of the leak." [167:3]

Nov 24, 2009

CEI FILES NOTICE OF INTENT TO SUE NASA GISS TO COMPLY WITH FOI REQUESTS AND RELEASE CLIMATE DOCUMENTS

Christ Horner, for the Competitive Enterprise Institute, "filed three Notices of Intent to File Suit against NASA and its Goddard Institute for Space Studies (GISS), for those bodies' **refusal - for nearly three years** - to provide documents requested under the Freedom of Information Act." "These documents were requested in January 2007 and NASA/GISS have refused to date to comply with their legal obligation to produce responsive documents." [73]

CLIMATEGATE: 30 YEARS IN THE MAKING

NOTES AND REFERENCES

- Printed, the chart's full size is 94" x 34" (two A0 landscape pages). At this size, the text is 9 pt. Smaller sizes can be printed in tile format using Adobe Acrobat (full product, not free reader) or downloaded pre-tiled for various page sizes. Murals should be printed at 200% size, and will be readable from 3' away.
- On screen, you can zoom in and out, scroll vertically to see a given time period, or horizontally to see a given theme.
- CRU documents are referenced by document name, such as [I120593I15.txt] or [HARRY_READ_ME.TXT]. These documents can be found at the following:

<http://www.eastangliaemails.com>
<http://www.climate-gate.org>
<http://johncostella.webs.com>

- References in curved brackets { } (e.g., {MCINTYRE AND MCKITRICK 2003}) are to dated event boxes.
 - All spelling, punctuation, and grammatical errors in quotations of CRU e-mails are found in the originals.
 - All quotations have been italicized. Unless noted, all emphasis within quotes has been added.
 - Numbered references are below.
-

- [1] "Another Ice Age," *Time*, New York, June 24, 1974
<http://www.time.com/time/magazine/article/0,9171,944914,00.html>
- [2] Noel Sheppard, "150 Years of Global Warming and Cooling at the New York Times," *NewsBusters*, Alexandria, March 26, 2007
<http://newsbusters.org/node/11640>
- [3] Peter Gwynne, "The Cooling World," *Newsweek*, New York, April 28, 1975
http://www.denisdutton.com/cooling_world.htm
- [4] Alex Evens, David Stern, "Climate Change: The State of the Debate," Center on International Cooperation, New York, October 2007.
<http://www.cic.nyu.edu/internationalsecurity/docs/LondonAccordclimatepaper.pdf>
- [5] Tony Gilland, "Digging up the roots of the IPCC," *Spiked*, London, June 28, 2007
<http://www.spiked-online.com/index.php/site/printable/3540/>

- [6] David Burns, "Climate and CO₂," *New York Times*, New York, April 17, 1981
<http://www.ldeo.columbia.edu/edu/eesj/casestudies/globwarm.html>
- [7] Joshua Good, "NASA Climatologist: Bush Censored Me," *BannedMagazine.com*, Tampa, January 24, 2007
<http://www.bannedmagazine.com/JamesHansen.0001.htm>
- [8] "ClimateGate Who's Who," *MagicJava TV*, [Uploaded] November 27, 2009
http://www.youtube.com/watch?v=Cu_ok37HDuE&feature=player_embedded
- [9] Marcel Leroux, "Global Warming: Myth or Reality?" *Springerlink*, Heidelberg, 2005, pg. 30
 1. <http://www.springerlink.com/content/tx341p/>
 2. <http://www.springerlink.com/content/t2188m57813305g7/fulltext.pdf>
- [10] "Carbon Dioxide and Climate: A Scientific Assessment," National Academy of Sciences, Washington D.C., 1979, pg. 20
 1. http://www.atmos.ucla.edu/~brianpm/download/charney_report.pdf
 2. pg. 1 and 3
- [11] W. Wang et al, "Greenhouse Effects Due to Man-Made Perturbations...", *Science*, Washington D.C., November 12, 1976
http://pubs.giss.nasa.gov/docs/1976/1976_Wang_etal.pdf
- [12] "Climate Change to the Year 2000," National Defense University, 1976
<http://www.climate4you.com/ClimateAndHistory%201950-1999.htm#1976: Forecasting climate change to the year 2000>
- [13] Tim Ball, "The Scientists Involved in Deliberately Deceiving the World on Climate," *Canada Free Press*, November 30, 2009
<http://canadafreepress.com/index.php/article/17364>
- [14] October 21, 1996 Letter to the *Bulletin of the American Meteorological Society*, Boston, January, 1997
<http://www.sepp.org/Archive/contro/ippcccont/amsltr.htm>
- [15] Frederick Seitz, "A Major Deception on Global Warming," *Wall Street Journal*, New York, June 12, 1996
<http://www.sepp.org/Archive/contro/ippcccont/Item05.htm>
- [16] Christopher Booker, "Climate change: this is the worst scientific scandal of our generation," *Telegraph*, London, November 28, 2009
<http://www.telegraph.co.uk/comment/columnists/christopherbooker/6679082/Climate-change-this-is-the-worst-scientific-scandal-of-our-generation.html>
- [17] Charlie Martin, "Global WarmingGate: What Does It Mean?" *Pajamas Media*, November 22, 2009
<http://pajamasmedia.com/blog/global-warminggate-what-does-it-mean/>
- [18] History, "GISS Surface Temperature Analysis," *Goddard Institute for Space Studies*, New York, January 13, 2009
<http://data.giss.nasa.gov/gistemp/>
- [19] "History of the Climatic Research Unit," East Anglia, nd
<http://www.cru.uea.ac.uk/cru/about/history/>

- [20] Lawrence Solomon, "Numbers racket," *National Post*, Toronto, November 6, 2009
1. <http://network.nationalpost.com/np/blogs/fullcomment/archive/2009/11/06/lawrence-solomon-numbers-racket.aspx>
2. <http://network.nationalpost.com/np/blogs/fpcomment/archive/2009/11/07/lawrence-solomon-numbers-racket.aspx>
- [21] Lorrie Goldstein, "'Botch after botch after botch,'" *Toronto Sun*, Toronto, November 29, 2009
http://www.torontosun.com/comment/columnists/lorrie_goldstein/2009/11/29/11967916-sun.html
- [22] Marc Sheppard, "CRU's Source Code: Climategate Uncovered," *American Thinker*, El Cerrito, November 25, 2009
http://www.americanthinker.com/2009/11/crus_source_code_climategate_r.html
- [23] "Climategate: hide the decline -- codified," *Watt's Up With That*, Chico, November 25, 2009
<http://wattsupwiththat.com/2009/11/25/climategate-hide-the-decline-codified/>
- [24] Steve McIntyre, "Fortress CRU," *Climate Audit*, Toronto, June 20, 2008
<http://www.climateaudit.org/?p=3193>
- [25] David Evans, "A Simple Proof that Global Warming Is Not Man-Made," *Jo Nova*, Perth, November 29, 2009
<http://joannenova.com.au/2009/11/a-simple-proof-that-global-warming-is-not-manmade/>
- [26] Joanne Nova, "The Skeptics Handbook II," *Jo Nova*, Perth, November, 2009
<http://joannenova.com.au/2009/11/skeptics-handbook-ii-global-bullies-want-your-money/>
- [27] Patrick Michaels, "The Dog Ate Global Warming," *National Review*, New York, September 23, 2009
<http://article.nationalreview.com/?q=ZTBiMTRIMDQxNzEyMmRhZjU3ZmYzODI5MGY4ZWl5OWM=>
- [28] Andrew Orłowski, "Global Warming ate my data," *The Register*, London, August 13, 2009
http://www.theregister.co.uk/2009/08/13/cru_missing/
- [29] Steve McIntyre, "CRU Responds," *Climate Audit*, Toronto, August 11, 2009
<http://www.climateaudit.org/?p=6789>
- [30] "Shocker -- CRU's Jones: GISS is inferior," *Watts Up with That*, Chico, November 29, 2009
<http://wattsupwiththat.com/2009/11/29/shocker-crus-jones-giss-is-inferior/>
- [31] Ben Webster, "Met Office to re-examine 160 years of climate data," *Times*, London, December 5, 2009
<http://www.timesonline.co.uk/tol/news/environment/article6945445.ece>
- [32] "Hockey Stick on Ice," *Wall Street Journal*, New York, February 18, 2005
http://online.wsj.com/article_email/SB110869271828758608-1djeoNmlah4n5yta4GHaqylm4.html
- [33] Steven Hayward, "Scientists Behaving Badly," *Weekly Standard*, Washington D.C., December 14, 2009
<http://www.weeklystandard.com/Content/Public/Articles/000/000/017/300ubchn.asp>

- [34] Robert Greiner, "Climategate: The Smoking Code ," *Watts Up With That*, Chico, December 4, 2009
<http://wattsupwiththat.com/2009/12/04/climategate-the-smoking-code/>
- [35] Robert Greiner, "The Smoking Code, part 2," *Watts Up With that*, Chico, December 5, 2009
<http://wattsupwiththat.com/2009/12/05/the-smoking-code-part-2/>
- [36] Marc Sheppard, "Understanding Climategate's Hidden Decline," *American Thinker*, El Cerrito, December 6, 2009
http://www.americanthinker.com/2009/12/understanding_climategates_hid.html
- [37] McIntyre, McKittrick, "Corrections to the Mann et al. (1998)...," *Energy & Environment*, Brentwood, November 2003
- [38] "If the CRU leak was an inside whistleblower, here's the line-up of potential suspects heroes," *Climate Change Fraud*, November 23, 2009
<http://www.climatechange-fraud.com/editorials/5657-if-the-cru-leak-was-an-inside-whistleblower-heres-the-line-up-of-potential-suspects-heroes>
- [39] Vincent Gray, "There Was Proof of Fraud All Along," *Pajamas Media*, El Segundo, November 27, 2009
<http://pajamasmedia.com/blog/vincent-gray-on-climategate-there-was-proof-of-fraud-all-along-pjm-exclusive/>
- [40] Wegman, Scott, Said, "Ad Hoc Committee Report On The 'Hockey Stick' Global Climate Reconstruction," July 14, 2006
<http://www.uoguelph.ca/~rmckitri/research/WegmanReport.pdf>
- [41] Wikipedia entry for Edward Wegman
http://en.wikipedia.org/wiki/Edward_Wegman
- [42] Paul Hudson, "What happened to global warming?" *BBC News*, London, October 9, 2009
<http://news.bbc.co.uk/2/hi/8299079.stm>
- [43] M. Mann, R. Bradley, M. Hughes, "Global-scale temperature patterns and climate forcing over the past six centuries," *Nature*, London, April, 1988
<http://www.geo.umass.edu/faculty/bradley/mann1998.pdf>
- [44] M. Mann, R. Bradley, M. Hughes, "Northern Hemisphere Temperatures...," *Geophysical Research Letters*, Washington D.C., March 15, 1999
<http://www.geo.umass.edu/faculty/bradley/mann1999.pdf>
- [45] Christopher Booker, "Climategate reveals 'the most influential tree in the world,'" *Telegraph*, London, December 5, 2009
<http://www.telegraph.co.uk/comment/columnists/christopherbooker/6738111/Climategate-reveals-the-most-influential-tree-in-the-world.html>
- [46] Jones, Groisman, Coughlan, Plummer, Wang, Karl, "Assessment of urbanization effects...," *Nature*, London, September 13, 1990
<http://www.informath.org/apprise/a5620/b90.pdf>
- [47] W. Wang, Z. Zeng, T. Karl, "Urban Heat Islands in China," *Geophysical Research Letters*, Washington D.C., December, 1990
<http://www.informath.org/apprise/a5620/b23.pdf>
- [48] Aubrey Blumsohn, "Climate Science Fraud at Albany University?" *Watts Up With That*, Chico, May 2, 2009
<http://wattsupwiththat.com/2009/05/03/climate-science-fraud-at-albany-university/>

- [49] Douglas Keenan, "The fraud allegation against some climatic research of Wei-Chyung Wang," *Energy & Environment*, Brentwood, December, 2007
<http://www.informath.org/pubs/EnE07a.pdf>
- [50] Willis Eschenbach, "The Smoking Gun At Darwin Zero," *Watts Up With That*, Chico, December 8, 2009
<http://wattsupwiththat.com/2009/12/08/the-smoking-gun-at-darwin-zero/>
- [51] "PROFILE: James Hansen," *Times Online*, London, December 6, 2009
<http://www.timesonline.co.uk/tol/news/environment/copenhagen/article6945890.ece>
- [52] "Report Raises New Questions About Climate Change Assessments," U.S. House Committee On Energy And Commerce, Washington D.C.,
http://republicans.energycommerce.house.gov/108/home/07142006_Wegman_fact_sheet.pdf
- [53] "Caspar and the Jesus paper," *Bishop Hill*, New York, August 11, 2008
<http://bishophill.squarespace.com/blog/2008/8/11/caspar-and-the-jesus-paper.html>
- [54] Steve McIntyre, "IPCC and the 'Trick,'" *Climate Audit*, Toronto, December 10, 2009; updates: December 11, 2009
<http://climateaudit.org/2009/12/10/ipcc-and-the-trick/>
- [55] "Over 400 Prominent Scientists...," U.S. Senate Committee on Environment & Public Works, Washington D.C., December 20, 2007
<http://epw.senate.gov/public/index.cfm?FuseAction=Minority.SenateReport>
- [56] Steve McIntyre, "IPCC AR4," *Climate Audit*, Toronto, April 29, 2007
<http://climateaudit.org/2007/04/29/ipcc-ar4/>
- [57] Steve McIntyre, "FAQ 2005," *Climate Audit*, Toronto, 2005
<http://climateaudit.org/faq/>
- [58] "Statement of Dr. David Deming," U.S. Senate Committee on Environment & Public Works," Washington D.C., June 12, 2006
http://epw.senate.gov/hearing_statements.cfm?id=266543
- [59] David Deming, "Global Warming, the Politicization of Science, and Michael Crichton's 'State of Fear,'" *Journal of Scientific Exploration*, June 2005
<http://www.sepp.org/Archive/NewSEPP/StateFear-Deming.htm>
- [60] David Rose, "Special Investigation: Climate change emails row deepens...," *Mail Online*, London, December 13, 2009
<http://www.dailymail.co.uk/news/article-1235395/SPECIAL-INVESTIGATION-Climate-change-emails-row-deepens--Russians-admit-DID-send-them.html>
- [61] "Picking out the UHI in climatic temperature records – so easy a 6th grader can do it!" *Watts Up With That*, Chico, December 9, 2009
<http://wattsupwiththat.com/2009/12/09/picking-out-the-uhi-in-global-temperature-records-so-easy-a-6th-grader-can-do-it/>
- [62] Jeff Id, "GHCN Antarctic, 8X Actual Trend – Uses Single Warmest Station," *The Air Vent*, December 13, 2009
<http://noconsensus.wordpress.com/2009/12/13/ghcn-antarctic-warming-eight-times-actual/>
- [63] Rudolf Kipp, "The Medieval Warm Period – a global phenomenon ... or ...data manipulation?" *Watts Up With That*, Chico, November 29, 2009
<http://wattsupwiththat.com/2009/11/29/the-medieval-warm-period-a-global-phenomena-unprecedented-warming-or-unprecedented-data-manipulation/>

- [64] "The Medieval Warm Period - A global Phenomenon," *Science Skeptical Blog*, 2009
<http://pages.science-skeptical.de/MWP/MedievalWarmPeriod.html>
- [65] Philip Lloyd, "End 'authority' on climate change," *Business Day*, South Africa, November 23, 2009
<http://www.businessday.co.za/articles/Content.aspx?id=87726>
- [66] K. Emanuel, J. Layzer, S. Ansolabehere, R. Prinn, R. Lindzen, "Great Climategate Debate," *Mit World*, Cambridge, December 10, 2009 (time index: 17:25)
<http://mitworld.mit.edu/video/730>
- [67] K. Emanuel, J. Layzer, S. Ansolabehere, R. Prinn, R. Lindzen "Great Climategate Debate," *Mit World*, Cambridge, December 10, 2009 (time index: 26:03)
<http://mitworld.mit.edu/video/730>
- [68] No item.
- [69] "anything short of the absolute pursuit of science cannot be accepted or tolerated," *Watts Up With That*, Chico, December 15, 2009
<http://wattsupwiththat.com/2009/12/15/anything-short-of-the-absolute-pursuit-of-science-cannot-be-accepted-or-tolerated/>
- [70] Kelvin Kemm, "Scientific evidence of global warming blows hot and cold," *Business Report*, Cape Town, December 8, 2009
<http://www.br.co.za/index.php?fSectionId=561&fArticleId=5277396>
- [71] Joanne. Nova, Anthony Watt, "News on the new Non Scientist – Updated: now with bullying," *Jo Nova*, December 15, 2009
<http://wattsupwiththat.com/2009/12/15/news-on-the-new-non-scientist/>
- [72] 1. "A Warming Bias in the U.S. Temperature Record???" (Review), *CO2 Science*, Tempe, December 16, 2009
<http://www.co2science.org/articles/V12/N50/C1.php>
2. "Three Decades of Near-Surface and Lower-Troposphere Temperature Measurements," (Review), *CO2 Science*, Tempe, December 9, 2009
<http://www.co2science.org/articles/V12/N49/C1.php>
- [73] Chris Horner, "'Climate Gate' Development: CEI Files Notice of Intent to Sue NASA," *American Spectator*, Arlington, November 24, 2009
<http://spectator.org/blog/2009/11/24/climate-gate-development-cei-f>
- [74] Jeff Id, "Russian IEA claims CRU tampered with climate data – cherrypicked warmest stations," *Watts Up With That*, Chico, December 16, 2009
<http://wattsupwiththat.com/2009/12/16/russian-iea-claims-cru-tampered-with-climate-data-cherrypicked-warmest-stations/>
- [75] James Delingpole, "Climategate goes SERIAL: now the Russians confirm...," *Telegraph.co.uk*, London, December 16, 2009
<http://blogs.telegraph.co.uk/news/jamesdelingpole/100020126/>
- [76] "Lord Monckton reports on Pachauri's eye opening Copenhagen presentation," *Watts Up With That*, Chico, December 17, 2009
<http://wattsupwiththat.com/2009/12/17/lord-monckton-reports-on-pachauris-eye-opening-copenhagen-presentation/>
- [77] "World-wide Data Manipulation Scandal Emerging," (all articles on page), *Ice Cap*, Hudson, December 12, 2009
http://icecap.us/index.php/go/joes-blog/are_we_feeling_warmer_yet/

- [78] Dexter Wright, "Climategate's Stubborn Facts," *American Thinker*, El Cerrito, December 16, 2009
http://www.americanthinker.com/2009/12/climategates_stubborn_facts.html
- [79] Patrick Michaels, "How to Manufacture a Climate Consensus," *Wall Street Journal*, New York, December 17, 2009
http://online.wsj.com/article/SB10001424052748704398304574598230426037244.html?mod=googlenews_wsj
- [80] Lawrence Solomon, "They call this a consensus?" *National Post*, Toronto, June 2, 2007
<http://www.financialpost.com/story.html?id=c47c1209-233b-412c-b6d1-5c755457a8af#ixzz0a0MsVhIW>
- [81] Steve McIntyre, "Climategatekeeping #2," *Climate Audit*, Toronto, December 17, 2009
<http://climateaudit.org/2009/12/17/climategatekeeping-2/>
- [82] Barry Napier, "Russians Are Right! Met Office Uses Selective Data," *Canada Free Press*, December 17, 2009
<http://canadafreepress.com/index.php/article/18055>
- [83] Don Martin, "Polar bear numbers up, but rescue continues," *National Post*, Toronto, March 6, 2007
<http://www.nationalpost.com/news/story.html?id=1ea8233f-14da-4a44-b839-b71a9e5df868>
- [84] Paul Chesser, "William Schlesinger on IPCC...", *Watts Up With That*, Chico, February 17, 2009
<http://wattsupwiththat.com/2009/02/17/william-schlesinger-on-ipcc-something-on-the-order-of-20-percent-have-had-some-dealing-with-climate/>
- [85] "More evidence of gatekeeping," *Bishop Hill*, New York, December 17, 2009
<http://bishophill.squarespace.com/blog/2009/12/17/more-evidence-of-gatekeeping.html>
- [86] Terese Brasen, "On the Vikings and Greenland," *Watts Up With That*, Chico, October 26, 2009
<http://wattsupwiththat.com/2009/10/26/on-the-vikings-and-greenland/>
- [87] "Antarctica's ice story has been put on ice," *Watts Up With That*, Chico, October 8, 2009
<http://wattsupwiththat.com/2009/10/08/antarcticas-ice-story-has-been-put-on-ice/>
- [88] 1. "Stephen Schneider" (bio-sketch), *EconomicExpert.com*, Montreal, 2004
<http://www.economicexpert.com/a/Stephen:Schneider.html>
2. Stephen Schneider editorial reprinted from the *Detroit News*, November 22, 1989
http://stephenschneider.stanford.edu/Publications/PDF_Papers/DetroitNews.pdf
- [89] 1. Thomas Derr, "The Politics of Global Warming," *First Things*, New York, August/September, 2007
<http://www.firstthings.com/article/2007/08/001-the-politics-of-global-warming-16>
2. Piers Akerman, "Stern's report scare-mongering," *Daily Telegraph*, Sydney, November 5, 2006
<http://www.dailytelegraph.com.au/news/opinion/sterns-report-scare-mongering/story-e6frezz0-111112469535>
- [90] L. Spencer, J. Bollwerk, R. Morais, "The not so peaceful world of Greenpeace," reprinted from *Forbes Magazine*, New York, November 11, 1991
<http://www.highnorth.no/Library/Movements/Greenpeace/ge-ar-gr.htm>

- [91] Jeff Wells, "Some people call me Maurice," *Rigorous Institution*, Mountain View, April 21, 2005
<http://rigorousintuition.blogspot.com/2005/04/some-people-call-me-maurice.html>
- [92] 1. Syun-Ichi Akasofu, "Climate Corrections," *Wall Street Journal*, New York, September 21, 2007
<http://uncw.edu/preeng/files/fun/global%20warming/Climate%20Corrections.pdf>
2. Syun-Ichi Akasofu (bio-sketch), Fairbanks, October 2, 2007
<http://people.iarc.uaf.edu/~sakasofu/index.php>
- [93] 1. Christopher Monckton, "An open letter from The Viscount Monckton of Brenchley..." *American Thinker*, El Cerrito, October 18, 2008
http://www.americanthinker.com/2008/10/an_open_letter_from_the_viscou_1.html
2. Christopher Monckton, "Scare Watch: 'Global warming' will kill 6 billion," *Science & Public Policy Institute*, Haymarket, March 16, 2009
http://scienceandpublicpolicy.org/scarewatch/6_billion.html
- [94] Christopher Monckton, "SPPI Monthly CO2 Report: May," *Science & Public Policy Institute*, Haymarket, June 9, 2009
http://scienceandpublicpolicy.org/monthly_report/monthly_co2_report_may.html
- [95] "MIT researcher finds evidence of global warming on Neptune's largest moon," *MIT News*, Cambridge, June 24, 1998
<http://web.mit.edu/newsoffice/1998/triton.html>
- [96] Lawrence Solomon, "Look to Mars for the truth on global warming," *Canada.com* (reprinted from *National Post*), Toronto, January 26, 2007
<http://www.canada.com/nationalpost/story.html?id=edae9952-3c3e-47ba-913f-7359a5c7f723>
- [97] "Neptune News," *World Climate Report*, May 8, 2007
<http://www.worldclimaterreport.com/index.php/2007/05/08/neptune-news/>
- [98] Richard Lindzen, "Climate of Fear: Global-warming alarmists intimidate dissenting scientists..." *Wall Street Journal*, New York, April 21, 2006
<http://www.opinionjournal.com/extra/?id=110008220>
- [99] Timothy Carter (bio-sketch), *Potsdam Institute for Climate Impact Research*, Potsdam, February 19, 2009
http://www.pik-potsdam.de/infodesk/education/alter-net/2008/04-09.2008/carter/carter_cv
- [100] Richard Somerville (bio-sketch), *Richard Somerville.com*, Carlsbad, 2007-2010
<http://richardsomerville.com/>
- [101] Eystein Jansen (bio-sketch), *International Geological Congress*, International Union of Geological Sciences, Washington D.C., 2008
<http://33igc.org/coco/entrypage.aspx?t=climate%2Bchange&containerid=11714&parentid=11078&entrypage=true&guid=1&Inodeid=7&pageid=5002&ObjectID=11948>
- [102] Founders (bio-sketches), *Real Climate*, Washington D.C., December 6, 2004
<http://www.realclimate.org/index.php/archives/category/extras/contributor-bios/>
- [103] Eric Steig (bio-sketch), University of Washington, Seattle, May 26, 2006
<http://earthweb.ess.washington.edu/~steig/>

- [104] Eugene Wahl (bio-sketch), National Environmental, Satellite, Data, and Information Service, November 4, 2008
<http://www.ncdc.noaa.gov/paleo/cv/cv2-wahl.html>
- [105] Stefan Rahmstorf (bio-sketch), Potsdam Institute for Climate Impact Research, Potsdam, nd
<http://www.pik-potsdam.de/~stefan/>
- [106] "Top New Zealand climate scientist sacked for talking to media," *Climate Realists*, Ashford, April 25, 2009
<http://climaterrealists.com/index.php?id=3315>
- [107] "La Nina and Pacific Decadal Oscillation Cool the Pacific," *Earth Observatory*, Greenbelt, April 29, 2008
<http://earthobservatory.nasa.gov/IOTD/view.php?id=8703>
- [108] "Oscillation Rules as the Pacific Cools," [NASA] *Jet Propulsion Laboratory News*, December 9, 2008
<http://www.jpl.nasa.gov/news/news.cfm?release=2008-231>
- [109] Lawrence Solomon, "Wikipedia's climate doctor," *Financial Post*, Toronto, December 19, 2009
<http://www.financialpost.com/opinion/story.html?id=2361926>
- [110] Steve McIntyre, "Climategatekeeping: Wikipedia," *Climate Audit*, Toronto, December 19, 2009
<http://climateaudit.org/2009/12/19/climategatekeeping-wikipedia/>
- [111] Lawrence Solomon, "The Opinionator," *National Post*, Toronto, March 3, 2008
<http://network.nationalpost.com/np/blogs/fpcomment/archive/2008/05/03/who-is-william-connolley-solomon.aspx>
- [112] "More on Wikipedia and Connolley – he's been canned as a Wiki administrator," *Watts Up With That*, Chico, December 19, 2009
<http://wattsupwiththat.com/2009/12/19/more-on-wikipedia-and-connolley-hes-been-canned-as-a-wiki-administrator/>
- [113] Lawrence Solomon, "Statistics needed," *National Post*, Toronto, November 28, 2006
<http://www.nationalpost.com/story.html?id=22003a0d-37cc-4399-8bcc-39cd20bed2f6&k=0>
- [114] Willis Eschenbach, "Darwin Zero Before and After," *Watts Up With That*, Chico, December 20, 2009
<http://wattsupwiththat.com/2009/12/20/darwin-zero-before-and-after/>
- [115] Tim Mitchell (bio-sketch), Tyndall Centre for Climate Change, East Anglia, nd
<http://web.archive.org/web/20040217140147/http://www.cru.uea.ac.uk/~timm/personal/index.html>
- [116] Gangotri glacier image showing retreats to 2001, National Snow and Ice Data Center, Boulder, nd
<http://nsidc.org/glims/glaciermelt/images/gangotri4.jpg>
- [117] Don Easterbrook (bio-sketch), Western Washington University, Bellingham, December 12, 2009
<http://www.ac.wvu.edu/~dbunny/research/global/215.pdf>
- [118] Christopher Booker, "Stubborn glaciers fail to retreat, awkward polar bears continue to multiply," *Telegraph*, London, November 23, 2008
<http://www.telegraph.co.uk/comment/columnists/christopherbooker/3563714/Stubborn-glaciers-fail-to-retreat-awkward-polar-bears-continue-to-multiply.html>

- [119] "Glaciers are growing around the world, including the United States," *Ice Age Now*, October 20, 2009
http://www.iceagenow.com/Growing_Glaciers.htm
- [120] 1. "New Study Turns Up the Heat on Soot's Role in Himalayan Warming," *NASA News and Features*, Washington D.C., December 14, 2009
<http://www.nasa.gov/topics/earth/features/himalayan-warming.html>
 2. "Wide Spread and Complex Climatic Changes Outlined...," United Nations Environment Programme, Nairobi, November 13, 2008
<http://www.unep.org/Documents.Multilingual/Default.asp?DocumentID=550&ArticleID=5978&l=en>
- [121] Ashish Tripathi, "Gangotri: From here to eternity," *Times of India*, March 24, Delhi, 2008
http://timesofindia.indiatimes.com/No_threat_to_Gangotri/articleshow/2892632.cms
- [122] "2009 Arctic Sea Ice Extent exceeds 2005 for this date," *Watts Up With That*, Chico, September 21, 2009
<http://wattsupwiththat.com/2009/09/21/2009-arctic-sea-ice-extent-exceeds-2005-for-this-date/>
- [123] Roger Highfield, "World's oldest tree discovered in Sweden," *Telegraph*, London, April 17, 2008
<http://www.telegraph.co.uk/science/science-news/3339982/Worlds-oldest-tree-discovered-in-Sweden.html>
- [124] Terence Corcoran, "A 2,000-page epic of science and skepticism," *National Post*, Toronto, Part 1: December 18, 2009; Part 2: December 21, 2009
<http://network.nationalpost.com/np/blogs/fpcomment/archive/2009/12/18/terence-corcoran-a-2-000-page-epic-of-science-and-skepticism-part-1.aspx>
<http://network.nationalpost.com/np/blogs/fpcomment/archive/2009/12/21/terence-corcoran-a-2-000-page-epic-of-science-and-skepticism-part-2.aspx>
- [125] Steve McIntyre, "Where did IPCC 1990 Figure 7c Come From?" *Climate Audit*, Toronto, May 9, 2009
<http://climateaudit.org/2008/05/09/where-did-ipcc-1990-figure-7c-come-from-httpwwwclimateauditorgp3072previewtrue/>
- [126] Christopher Monckton's Speech before the Minnesota Free Market Institute, St. Paul, October 15, 2009 (see second URL for pdf. presentation)
<http://www.youtube.com/watch?v=stij8sUybx0>
http://www.friendsofscience.org/assets/documents/monckton_2009.pdf
- [127] Marc Sheppard, "UN Climate Reports: They Lie," *American Thinker*, El Cerrito, October 5, 2009
http://www.americanthinker.com/2009/10/un_climate_reports_they_lie.html
- [128] Alan Caruba, "Climategate: A Willful Ignorance," *CNSNews.com*, Alexandria, December 7, 2009
<http://www.cnsnews.com/commentary/article/58137>
- [129] Mike Shumlach, "The real 'Climategate' creates climate smokescreen," *The Martlet*, Victoria, December 2, 2009
<http://www.martlet.ca/article/20606-the-real-climategate-creates-climate>
- [130] John McLean, "Climate Science Corrupted," *Science & Public Policy Institute*, Haymarket, November 20, 2009
http://scienceandpublicpolicy.org/images/stories/papers/originals/climate_science_corrupted.pdf

- [131] 1. Joanne Nova, "Climate Money," *Jo Nova*, Perth, July 21, 2009
http://scienceandpublicpolicy.org/images/stories/papers/originals/climate_money.pdf
2. "Our Changing Planet: A US Strategy for Global Change Research," U.S. Global Change Research Program, Washington D.C., 1989
<http://www.usgcrp.gov/usgcrp/Library/OCPstrategy1989.pdf>
<http://www.usgcrp.gov/usgcrp/Library/default.htm>
- [132] Anthony Watt, "Is the U.S. Surface Temperature Record Reliable?" The Heartland Institute, Chicago, 2009 (See second URL for related article.)
http://wattsupwiththat.files.wordpress.com/2009/05/surfacestationsreport_spring09.pdf
<http://wattsupwiththat.com/test/>
- [133] "Earth is Cooling...No It's Warming," *Earth Observatory*, Greenbelt, December 24, 2009
http://earthobservatory.nasa.gov/Features/GISSTemperature/giss_temperature2.php
- [134] "Carbon Emissions Trading Markets Worldwide," Bharat Book Bureau, Mumbai, May, 2009
<http://www.bharatbook.com/Market-Research-Reports/Carbon-Emissions-Trading-Markets-Worldwide.html>
- [135] "Climate Change Alarmism Timeline 1895-2009," *An Honest Climate Debate*, August 2, 2009
<http://anhonestclimatedebate.wordpress.com/2009/08/02/climate-change-alarmism-timelin/>
- [136] Martin Durkin. Dir., *The Great Global Warming Swindle* (video), WAG TV, London, March 9, 2007, time index: 7:19, (9:27 in UR-linked segment)
<http://www.youtube.com/watch?v=BeY8oqAGhyA&feature=Playlist&p=EA20B42EAE54782A&index=0&playnext=1>
- [137] Ibid, time index: 8:52 (1:01 in UR-linked segment)
<http://www.youtube.com/watch?v=QKWA9V5UQMk&feature=Playlist&p=EA20B42EAE54782A&index=1>
- [138] Ibid, time index: 9:16 (1:25 in UR-linked segment)
<http://www.youtube.com/watch?v=BeY8oqAGhyA&feature=Playlist&p=EA20B42EAE54782A&index=0&playnext=1>
- [139] Ibid, time index: 35:31 (7:45 in UR-linked segment)
<http://www.youtube.com/watch?v=latZM6zi5IU&feature=Playlist&p=EA20B42EAE54782A&index=3>
- [140] Ibid, time index: 35:45 (8:00 in UR-linked segment)
<http://www.youtube.com/watch?v=latZM6zi5IU&feature=Playlist&p=EA20B42EAE54782A&index=3>
- [141] Ibid, time index: 40:47 (3:00 in UR-linked segment)
<http://www.youtube.com/watch?v=dBIGTISqhiU&feature=Playlist&p=EA20B42EAE54782A&index=4>
- [142] Ibid, time index: 43:00 (5:15 in UR-linked segment)
<http://www.youtube.com/watch?v=dBIGTISqhiU&feature=Playlist&p=EA20B42EAE54782A&index=4>
- [143] Ibid, time index: 1:05:55(8:15 in UR-linked segment and continued in second UR-linked segment)
<http://www.youtube.com/watch?v=Q4ljk0qv9Ew&feature=Playlist&p=EA20B42EAE54782A&index=6>
<http://www.youtube.com/watch?v=ehOIYKXWOhU&feature=Playlist&p=EA20B42EAE54782A&index=7>

- [144] Marlo Lewis, *Policy Peril: Straight Talk About Global Warming* (video), Competitive Enterprise Institute, Washington D.C., July 17, 2009, time index 23:58
<http://ceiondemand.org/2009/07/17/policy-peril-global-warming/>
- [145] Michael Crichton, "Aliens cause global warming" (speech), California Institute of Technology, Pasadena, January 17, 2003
<http://www.michaelcrichton.net/speech-alienscauseglobalwarming.html>
- [146] 1. Leonid Klyashtorin, "Climate Change and Long-Term Fluctuations..." (abstract), Food and Agriculture Organization of the UN, Rome, 2001
http://www.fao.org/documents/pub_dett.asp?pub_id=61004&lang=en
2. "Chapter 2: Dynamics Of Climatic And Geophysical Indices"
<http://www.fao.org/docrep/005/Y2787E/y2787e03.htm#bm03>
- [147] David Douglas and John Christy, "A Climatology Conspiracy?" *American Thinker*, El Cerrito, December 27, 2009
http://www.americanthinker.com/2009/12/a_climatology_conspiracy.html
- [148] Joanne Nova, "The 800 year lag – graphed," *Jo Nova*, Perth, August 30, 2008
<http://joannenova.com.au/global-warming/ice-core-graph/>
- [149] Climategate Documentary, *Yleisradio* TV1, Helsinki, December 7, 2009, time index 1:39
<http://www.youtube.com/watch?v=YVDHbOu7Sq8&NR=1>
- [150] P.J. O'Rourke, *All the Trouble in the World*, Boston, 1994, pg. 167
http://books.google.com/books?id=Ouyr7shT8tsC&pg=PA167&lpg=PA167&dq=%22he+threat+of+a+new+ice+age+must+now+stand+alongside+nuclear+war%22+Nigel+calder&source=bl&ots=JEXyyYE5vs&sig=beQ07lpLnzXOqDg2E_vW62gGTXk&hl=en&ei=YH8-S6bhKY6mswPXI9HJBA&sa=X&oi=book_result&ct=result&resnum=1&ved=0CAcQ6AEwAA#v=onepage&q=%22he%20threat%20of%20a%20new%20ice%20age%20must%20now%20stand%20alongside%20nuclear%20war%22%20Nigel%20calder&f=false
- [151] Richard Lindzen, "Global Warming: The Origin and Nature of the Alleged Scientific Consensus," Cato Institute, Washington D.C., Spring 1992
<http://www.cato.org/pubs/regulation/regv15n2/reg15n2g.html>
- [152] "Right for 27 years: 1981 Hansen study finds warming trend that could raise sea levels," *Climate Progress*, Washington DC., August 27, 2008
<http://climateprogress.org/2008/08/27/right-for-27-years-1981-hansen-study-finds-warming-trend-that-could-raise-sea-levels/>
- [153] Joanne Nova, "CRU Data-Cooking: Recipe Exposed!" *Jo Nova*, November 30, 2009
<http://joannenova.com.au/2009/11/cru-data-cooking-recipe-exposed/>
- [154] 1. "Global Warming Petition Project FAQ," *Petitionproject.org*, Cave Junction, nd
http://www.petitionproject.org/frequently_asked_questions.php
2. "Qualifications of Signers," *Petitionproject.org*, Cave Junction, nd
http://www.petitionproject.org/qualifications_of_signers.php
- [155] Steve McIntyre, "Difference in Yamal Versions 'Not Insignificant,'" *Climate Audit*, Toronto, January 4, 2010
<http://climateaudit.org/2010/01/04/difference-in-yamal-versions-not-insignificant/>

- [156] Keith Briffa, "Annual climate variability in the Holocene: interpreting the message of ancient trees," *Quaternary Science Reviews*, Oxford, January 1, 2000
<http://post.queensu.ca/~biol527/Briffa%20and%20Keith%202000.pdf>
http://www.sciencedirect.com/science?_ob=ArticleURL&_udi=B6VBC-40378TB-8&_user=10&_rdoc=1&_fmt=&_orig=search&_sort=d&_docanchor=&view=c&_acct=C000050221&_version=1&_urlVersion=0&_userid=10&md5=1c920ab5c89ecd8ebf8f4bd564eddcde
- [157] Steve McIntyre, "The Euro Hockey Team and Yamal," *Climate Audit*, Toronto, October 27, 2006
<http://climateaudit.org/2006/10/27/the-euro-hockey-team-and-yamal/>
- [158] Steve McIntyre, "Fresh Data on Briffa's Yamal #1," *Climate Audit*, September 26, 2009
<http://climateaudit.org/2009/09/26/briffas-yamal-crack-cocaine-for-paleoclimatologists/>
- [159] Olive Crook, "More on Climategate," Clive Crook, *The Atlantic*, Washington D.C., November 30, 2009
http://clivecrook.theatlantic.com/archives/2009/11/more_on_climategate.php
- [160] Kenneth Green, "A Death Spiral for Climate Alarmism, Redux?" *Master Resource*, Houston, September 30, 2009
<http://masterresource.org/?p=5036>
- [161] "More Than 700 International Scientists Dissent..." U.S. Senate Committee on Environment & Public Works, Washington D.C., December 11, 2008
http://epw.senate.gov/public/index.cfm?FuseAction=Minority.Blogs&ContentRecord_id=2674E64F-802A-23AD-490B-BD9FAF4DCDB7
- [162] Patrick Michaels, "Sound and Fury: The Science and Politics of Global Warming," Cato Institute, Washington D.C., 1992, pg. 81-83
http://books.google.com/books?id=of7ImKM9XxwC&pg=PA26&lpg=PA26&dq=%22Sound+and+Fury%22+folland&source=bl&ots=jwrKektd4e&sig=C2iGmyspzxf2OZl0Bjfqm3BkvxE&hl=en&ei=wLFHS4Nag56yA9qifYP&sa=X&oi=book_result&ct=result&resnum=1&ved=0CAYQ6AEwAA#v=onepage&q=&f=false
- [163] "Quotes on Global Warming Theory," Association of British Drivers, Kenley, nd
<http://www.abd.org.uk/resources/quotes/gwt.htm>
- [164] Steve McIntyre, "Short Bio: Steven McIntyre," Toronto, nd
<http://www.uoguelph.ca/~rmckitri/research/stevebio.doc>
- [165] Ross McKittrick (curriculum vitae), University of Guelph, Guelph, nd
<http://www.uoguelph.ca/~rmckitri/cv.html>
- [166] Stephen Schneider (bio-sketch), Stanford University, Stanford, nd
<http://stephenschneider.stanford.edu/Biography/BioFrameset.html?http://stephenschneider.stanford.edu/Biography/Biography.html>
- [167] Patrick Courrielche, "Peer-to-Peer Review: How 'Climategate' Marks the Maturing of..." *Big Journalism*, Los Angeles, January, 2010
 1. <http://bigjournalism.com/pcourrielche/2010/01/08/peer-to-peer-review-how-climategate-marks-the-maturing-of-a-new-science-movement-part-i/>
 2. <http://bigjournalism.com/pcourrielche/2010/01/10/peer-to-peer-review-part-ii-how-climategate-marks-the-maturing-of-a-new-science-movement/>
 3. <http://bigjournalism.com/pcourrielche/2010/01/12/peer-to-peer-review-part-iii-how-climategate-marks-the-maturing-of-a-new-science-movement/>

- [168] "Primary United States Climate Centers Now Caught In Data Manipulation," KUSI News, San Diego, January 14, 2010
1. <http://www.kusi.com/weather/colemanscorner/81532492.html>
 2. <http://www.kusi.com/weather/colemanscorner/81559212.html>
 3. <http://wattsupwiththat.com/2010/01/14/john-colemans-hourlong-news-special-global-warming-the-other-side-now-online-all-five-parts-here/>
- [169] "Dexter Wright, "Climategate: How to Hide the Sun," *American Thinker*, El Cerrito, January 14, 2010
http://www.americanthinker.com/2010/01/climategate_how_to_hide_the_su.html
- [170] Wendy Franz, "The Development of an International Agenda for Climate Change," IIASA Interim Report, Laxenberg, September, 1997
<http://www.iiasa.ac.at/Admin/PUB/Documents/IR-97-034.pdf>
- [171] Joseph D'Aleo, "Climategate: Leaked Emails Inspired Data Analyses..." (preliminary introduction), *Science & Public Policy Institute*, Haymarket, 2010
<http://icecap.us/images/uploads/NOAAroleinclimategate.pdf>
- [172] 1. "GHCN Database Adjustments," *Save Capitalism*, December 2, 2009
<http://savecapitalism.wordpress.com/2009/12/02/ghcn-database-adjustments/>
2. "GHCN and Adjustment Trends," *Save Capitalism*, December 12, 2009
<http://statpad.wordpress.com/2009/12/12/ghcn-and-adjustment-trends/>
3. Jeff Id, "CRU #2 – Why we look at data and code," *The Air Vent*, December 30, 2009
<http://noconsensus.wordpress.com/2009/12/30/cru-2-why-we-look-at-data-and-code/>
4. E.M. Smith, "GHCN -- GISTemp Interactions --The Bolivia Effect," *Musings from the Chiefio*, January 8, 2010
<http://chiefio.wordpress.com/2010/01/08/ghcn-gistemp-interactions-the-bolivia-effect/g>
- [173] 1. Joseph D'Aleo, "2008 Coldest Year Since 2000 and Clearly Not a Top Ten Warmest Year," *Icecap*, Hudson, January 11, 2009 (source graph re-colored)
http://icecap.us/index.php/go/joes-blog/2008_coldest_year_since_2000_and_clearly_not_a_top_ten_warmest_year/
2. Ross McKittrick, "The Graph of Temperature vs. Number of Stations", University of Guelph, Guelph, nd
<http://www.uoguelph.ca/~rmckitri/research/nvst.html>
- [174] 1. Jonathan Leake, Chris Hastings, "World misled over Himalayan glacier meltdown," *Sunday Times*, London, January 17, 2010
<http://www.timesonline.co.uk/tol/news/environment/article6991177.ece>
2. "Sifting climate facts from speculation," *New Scientist*, London, January 13, 2010
<http://www.newscientist.com/article/mg20527432.800-sifting-climate-facts-from-speculation.html>